



 Price List

# Industrial Automation Products

With effect from February 03<sup>rd</sup>, 2025





<b>Phaseo Power Supplies</b> .....	<b>5</b>
■ Phaseo Power Supplies .....	5
<b>Harmony Smart Relays</b> .....	<b>6</b>
■ Harmony Smart Relays .....	6
<b>Altivar AC Drives</b> .....	<b>8</b>
■ Altivar ATV12 .....	11
■ Altivar ATV310 .....	11
■ Altivar ATV610 .....	14
■ Altivar ATV212 .....	14
■ Altivar ATV320 .....	15
■ Altivar ATV320 Solar .....	17
■ Altivar ATV340 .....	20
■ Altivar ATV630 .....	23
■ Altivar ATV930 .....	24
■ Altivar Process Modular .....	26
<b>Altivar Soft Starter</b> .....	<b>33</b>
■ ATS01 .....	33
■ ATS130 .....	33
■ ATS22 .....	33
■ ATS430 .....	35
■ ATS480 .....	39
■ ATS490 .....	41
<b>Harmony Relays</b> .....	<b>42</b>
■ Harmony Plug - In Relays .....	43
■ Harmony Electronic Timers/Control Relays .....	47
■ Easy Harmony Solid State Relays .....	50
■ Easy Harmony Electronic Relays .....	52
<b>Control &amp; Signaling Components</b> .....	<b>53</b>
■ Easy Harmony XA2 Plastic Pilot Lights .....	54
■ Harmony XB5/XB7 Plastic (Pushbutton, Switches) .....	55
■ Easy Harmony XB2 Metal ( Pushbutton, Switches) .....	60
■ Harmony Control Station & Enclosures .....	61
■ Harmony XVB Modular Tower Light .....	62
■ Harmony XVB7 Modular Tower Light 70 mm .....	65
■ Signaling Illuminated beacons .....	66
■ Easy Harmony XVG Monolithic Tower Light 60 mm .....	69
■ Pendant Control Station .....	71
■ Harmony Control Station XAPD Metal .....	77
<b>Harmony Panels and Industrial PCs</b> .....	<b>78</b>
■ Harmony Basic HMI Panels for Simple Machines .....	80
■ Harmony Advanced HMI Panels for Performance Machines .....	83
■ Harmony HMI Software and Services .....	87
<b>TeSys Range</b> .....	<b>93</b>
■ TeSys K Control Relays .....	94
■ TeSys K Power Contactors .....	94
■ TeSys K Accessories .....	95
■ TeSys Capacitor Duty Contactor .....	96
■ TeSys Deca Control Relays .....	97
■ TeSys Deca Power Contactors (3 Pole) .....	97
■ TeSys Deca Power Contactors (4 Pole) .....	98
■ TeSys Deca Advanced Contactor (3 Pole) .....	102
■ TeSys Deca Advanced Contactor (4 Pole) .....	102
■ TeSys Deca Accessories .....	104
<b>TeSys Giga - Future Ready</b> .....	<b>110</b>
■ TeSys Giga Power Contactors .....	112
■ TeSys Giga Accessories .....	113

---

<b>Protection Relays for Motor Safety</b> .....	<b>116</b>
TeSys Protect .....	117
■ TeSys K, TeSys Deca, TeSys F, TeSys Giga .....	117
■ EOCR .....	119
■ Analog EOCR .....	120
■ EOCR SS .....	120
■ EOCR SSD .....	120
TeSys Power .....	121
■ Circuit Breakers for Motor Protection .....	122
■ Accessories compatibility .....	124
■ TeSys Switches .....	126
■ Accessories for Switches .....	127
TeSys Island .....	128
■ Ultra motor starters .....	130
ComPact NSX .....	131
■ EasyPact CVS .....	132
■ Accessories .....	133
<b>Acti 9</b> .....	<b>134</b>
■ Miniature Circuit Breakers (MCBs) .....	134
■ Residual Current Devices .....	138
■ Auxiliaries and Accessories for MCBs / RCDs .....	140
■ Surge Protection Devices .....	142
■ Control and Command Products .....	144

## Panel Mount EasySeries



- Wide power range (7 models from 35 to 350 W)
- High degree of output voltage stability (precision:  $\pm 1\%$ )
- Proven performance (MTBF over 600K hours)
- Diagnostics via LEDs at the output terminal
- 4 quick and simple mounting types

Input Voltage	Output Voltage	Output Current	Reference	Description	Unit MRP [₹]
100...240 V AC single phase	24V	1.5A	ABL2REM24015K	ABL2_K Power Supply, DC24V output, 35W	2776
100...240 V AC single phase	24V	2A	ABL2REM24020K	ABL2_K Power Supply, DC24V output, 50W	3077
100...240 V AC single phase	24V	4.5A	ABL2REM24045K	ABL2_K Power Supply, DC24V output, 100W	4557
100...240 V AC single phase	24V	6.5A	ABL2REM24065K	ABL2_K Power Supply, DC24V output, 150W	5498
100...240 V AC single phase	24V	8.5A	ABL2REM24085K	ABL2_K Power Supply, DC24V output, 200W	7291
100...240 V AC single phase	24V	10A	ABL2REM24100K	ABL2_K Power Supply, DC24V output, 250W	8340
100...240 V AC single phase	24V	15A	ABL2REM24150K	ABL2_K Power Supply, DC24V output, 350W	13599

## Universal ABL8RP/WP



- 100-500 Vac (1 or 2 Phases) Or 380-500Vac 3 Phases Input terminals
- Automatic or Manual reset
- 2 diagnosis LED (U/I)
- 4 to 10 mm<sup>2</sup> output terminals
- Tool-free removal from omega (DIN) rail
- Protection of settings (sealable)
- Diagnosis relay

Input Voltage	Output Voltage	Output Current	Reference	Description	Unit MRP [₹]
100...120 V AC single phase, terminal(s): N-L1 200...500 V AC phase to phase, terminal(s): L1-L2	24V	3A	ABL8RPS24030	Univ. Power Supply 1P 24V 3A, 72W	18394
100...120 V AC single phase, terminal(s): N-L1 200...500 V AC phase to phase, terminal(s): L1-L2	24V	5A	ABL8RPS24050	Univ. Power Supply 1P 24V 5A, 120W	23779
100...120 V AC single phase, terminal(s): N-L1 200...500 V AC phase to phase, terminal(s): L1-L2	24V	10A	ABL8RPS24100	Univ. Power Supply 1P 24V 10A, 240W	27166
100...120 V AC single phase, terminal(s): N-L1 200...240 V AC phase to phase, terminal(s): L1-L2	24V	20A	ABL8RPM24200	Univ. Power Supply 1P 24V 10A, 480W	40889
380...500 V AC three phase, terminal(s): L1, L2, L3	24V	20A	ABL8WPS24200	Univ. Power Supply 3P 24V 20A, 480W	40631
380...500 V AC three phase, terminal(s): L1, L2, L3	24V	40A	ABL8WPS24400	Univ. Power Supply 3P 24V 40A, 960W	70867

Please contact Customer Care Center for Stockable and Non stockable status of references.

NORMAL STOCK ITEMS

W.E.F. February 03<sup>rd</sup>, 2025



Zelio 2 compact smart relay with display



Zelio 2 compact smart relay without display



Zelio 2 modular smart relay with display

## Relays

Description	Reference	Unit MRP ₹
<b>Voltage 24V DC</b>		
Zelio Logic module - 10 I O, RLY - w/o clock - with display	SR2A101BD <input checked="" type="checkbox"/>	18359
Zelio Logic module - 20 I O, RLY - w/o clock - with display	SR2A201BD <input checked="" type="checkbox"/>	29970
Zelio Logic module - 12 I O, TRN - with clock - with display	SR2B121BD <input checked="" type="checkbox"/>	16790
Zelio Logic module - 12 I O, TRN - with clock - with display	SR2B122BD	25184
Zelio Logic module - 20 I O, RLY - with clock - with display	SR2B201BD <input checked="" type="checkbox"/>	33343
Zelio Logic module - 20 I O, RLY - with clock - with display	SR2B202BD	34677
Zelio Logic module - 10 I O, RLY - w/o clock - w/o display	SR2D101BD <input checked="" type="checkbox"/>	13407
Zelio Logic module - 20 I O, RLY - w/o clock - w/o display	SR2D201BD <input checked="" type="checkbox"/>	26910
Zelio Logic module - 12 I O, RLY - with clock - w/o display	SR2E121BD	17259
Zelio Logic module - 20 I O, RLY - with clock - w/o display	SR2E201BD	31256
Zelio Logic module - 10 I O, RLY - with clock - with display	SR3B101BD	20242
Zelio Logic module - 10 I O, TRN - with clock - with display	SR3B102BD	18673
Zelio Logic module - 26 I O, RLY - with clock - with display	SR3B261BD <input checked="" type="checkbox"/>	42050
Zelio Logic module - 26 I O, TRN - with clock - with display	SR3B262BD	42129
<b>Voltage 100-240V AC</b>		
Zelio Logic module - 10 I O, RLY - w/o clock - with display	SR2A101FU <input checked="" type="checkbox"/>	20790
Zelio Logic module - 20 I O, RLY - w/o clock - with display	SR2A201FU <input checked="" type="checkbox"/>	30832
Zelio Logic module - 12 I O, RLY - with clock - with display	SR2B121FU <input checked="" type="checkbox"/>	20633
Zelio Logic module - 20 I O, RLY - with clock - with display	SR2B201FU <input checked="" type="checkbox"/>	34286
Zelio Logic module - 10 I O, RLY - w/o clock - w/o display	SR2D101FU	14351
Zelio Logic module - 20 I O, RLY - w/o clock - w/o display	SR2D201FU	30430
Zelio Logic module - 12 I O, RLY - with clock - w/o display	SR2E121FU	18183
Zelio Logic module - 20 I O, RLY - with clock - w/o display	SR2E201FU	36016
Zelio Logic module - 10 I O, RLY - with clock - with display	SR3B101FU	21789
Zelio Logic module - 26 I O, RLY - with clock - with display	SR3B261FU <input checked="" type="checkbox"/>	43462
<b>Voltage 12V DC</b>		
Zelio Logic module - 12 I O - with clock - with display	SR2B121JD	21576
Zelio Logic module - 20 I O - with clock - with display	SR2B201JD	26295
<b>Voltage 24V AC</b>		
Zelio Logic module - 12 I O - with clock - with display	SR2B121B	21576
Zelio Logic module - 20 I O - with clock - with display	SR2B201B	39522
Zelio Logic module - 20 I O - with clock - w/o display	SR2E201B	31408
Zelio Logic module - 10 I O - with clock - with display	SR3B101B	23113
Zelio Logic module - 24 I O - with clock - with display	SR3B261B	45895

**Note:** Zelio Smart Relays are also available in other voltages. Please contact our nearest Sales Office for the same.

Please contact Customer Care Center for Stockable and Non stockable status of references.

NORMAL STOCK ITEMS

W.E.F. February 03<sup>rd</sup>, 2025



I/O Extension module

## I/O Extension modules

Description	Reference	Unit MRP ₹]
Discrete I/O extension module - 6 I O 4DI, 2DO - 24 V DC	SR3XT61BD	8268
Discrete I/O extension module - 6 I O 4DI, 2DO	SR3XT61FU	8154
Discrete I/O extension module - 10 I O 6DI, 4DO - 24 V DC	SR3XT101BD <input checked="" type="checkbox"/>	8890
Discrete I/O extension module - 10 I O 6DI, 4DO	SR3XT101FU	10774
Discrete I/O extension module - 14 I O 8DI, 6DO - 24 V AC	SR3XT141B	17920
Discrete I/O extension module - 14 I O 8DI, 6DO - 24 V DC	SR3XT141BD <input checked="" type="checkbox"/>	12262
Discrete I/O extension module - 14 I O 8DI, 6DO	SR3XT141FU	13030
Analogue I/O extension module - 2 AI/ 2AO	SR3XT43BD	19642

## Accessories

Description	Reference	Unit MRP ₹]
SUB-D 9-pin PC connecting cable - 3 m	SR2CBL01 <input checked="" type="checkbox"/>	13505
Communication interface	SR2COM01	23550
memory cartridge firmware - for v 3.0 - EEPROM	SR2MEM02 <input checked="" type="checkbox"/>	3306
USB PC connecting cable - 3 m	SR2USB01 <input checked="" type="checkbox"/>	16802

Please contact Customer Care Center for Stockable and Non stockable status of references.

NORMAL STOCK ITEMS

W.E.F. February 03<sup>rd</sup>, 2025



# Altivar™ AC Drives

Advanced energy management  
and performance in motor control



# Innovative & Connected Altivar™ Drives and Altistart™ Soft Starters

## Variable Speed Drives

Process	Fluid Management	Industrial Processes
Mining, Minerals & Metals            Marine	<b>Altivar Process 600</b> Wall Mounting 0.75...315 kW 200...690 V Cabinet Integration 0.75...2600 kW 380...690 V	<b>Altivar Process 900</b> Wall Mounting 0.75...315 kW 200...690 V Cabinet Integration 0.75...2600 kW 380...690 V
Food & Beverage            Water & Wastewater	<b>Commercial Equipment</b> <b>Altivar 12</b> 0.18...4 kW 100...240 V	<b>Basic Machines</b> <b>Altivar 310</b> IP20 0.75 to 22 kW 380...460 V
Oil & Gas            Power Plants	Simple & Advanced Machines	
<b>Machines</b> Hoisting            Material Handling Textile            Material Working Packaging	<b>Altivar 320B/C</b> Book/compact format 0.18...22 kW 200...600 V *Range extension for compact <b>Altivar 320W</b> Harsh environment IP65/66 0.18...7.5 kW 380...480 V	<b>Altivar340</b> Book/compact format 0.75...75 kW 380...480 V <b>Altivar 320 solar</b> 0.37...15 kW 200...500 V Newly Launched
<b>Building</b> Pumps            Lift Fans & Compressors	<b>HVAC &amp; Pumps</b> <b>Altivar 212</b> IP21 0.75...75 kW 200...480 V IP55 0.75...75 kW 380...480 V	<b>Utilities</b> <b>Altivar 610</b> 0.75...315 kW 380...460 V *Range extension, Coming Soon Range extension

## Soft Starters

Simple Machines	Industrial Processes & Utility				
<b>Altistart 01</b> 3...85 A 110...480 V	<b>Altivar Soft Starter ATS130</b> 38...105 A 200...480 V Newly Launched	<b>Altistart 22</b> 17...590 A 208...600 V	<b>Altivar Soft Starter ATS480</b> 208 to 690V 17 to 1700A	<b>Altivar Soft Starter ATS430</b> 17-590A 208-600V Coming Soon	<b>Altivar Soft Starter ATS490</b> 17-1200A 208-690V Coming Soon

Please contact Customer Care Center for Stockable and Non stockable status of references.

NORMAL STOCK ITEMS

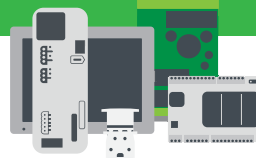
W.E.F. February 03<sup>rd</sup>, 2025



# Altivar™ Easy 310

## Drives for Simple Machines

### Now available upto 22kW



*When just enough  
is just right!*



Reliable & cost effective solution to manage the speed of your motors in your machines.

General Purpose Drives

Altivar™ 12: Drives for 1-Phase / 3-Phase 230 Volts Input & 3-Phase 230 Volts Output



- Small: easily integrated in any machine
- Discreet & Intuitive
- Reliable: quality which stands the test of time
- High-performance: even without adjustment

kW (HD)	HP Rating	Max. continuous current(A)	Reference	Unit MRP [₹]
<b>Single phase-Supply Voltage: 200...240V</b>				
0.18	0.25	1.4	ATV12H018M2	On Request
0.37	0.55	2.4	ATV12H037M2	On Request
0.55	0.75	3.5	ATV12H055M2	On Request
0.75	1	4.2	ATV12H075M2	On Request
1.5	2	7.5	ATV12HU15M2	On Request
2.2	3	10	ATV12HU22M2	On Request
<b>Three phase-Supply Voltage: 200...240V</b>				
0.37	0.55	2.4	ATV12H037M3	On Request
0.75	1	4.2	ATV12H075M3	On Request
1.5	2	7.5	ATV12HU15M3	On Request
2.2	3	10	ATV12HU22M3	On Request
3	~	12.2	ATV12HU30M3	On Request
4	5	16.7	ATV12HU40M3	On Request

Altivar™ 310: Drives for 3-Phase 440 Volts Input & 3-Phase 440 Volts Output



- Optimized installation space & Optimized time and cost
- Service cost savings
- Easy to operate
- Easy to maintain & Easy to integrate in automation system
- 55deg Celsius ambient temperature without derating

ND	KW		Max. Continuous Current (A)		Reference	Unit MRP [₹]
	ND	HD	ND	HD		
~	~	0.37	~	1.5	ATV310H037N4E	On Request
~	~	0.75	~	2.3	ATV310H075N4E	On Request
~	~	1.5	~	4.1	ATV310HU15N4E	On Request
~	~	2.2	~	5.5	ATV310HU22N4E	On Request
4	~	3	8.9	7.1	ATV310HU30N4E	On Request
5.5	~	4	12.1	9.5	ATV310HU40N4E	On Request
7.5	~	5.5	16	12.6	ATV310HU55N4E	On Request
11	~	7.5	22.8	17	ATV310HU75N4E	On Request
15	~	11	30	24	ATV310HD11N4E	On Request
18	~	15	36	33	ATV310HD15N4E	On Request
22	~	18	43	39	ATV310HD18N4E	On Request
30	~	22	60	46	ATV310HD22N4E	On Request
18	~	15	36	33	ATV310HD15N4EF	On Request
22	~	18	43	39	ATV310HD18N4EF	On Request
30	~	22	60	46	ATV310HD22N4EF	On Request

\*F refer to inbuilt EMC

Please contact Customer Care Center for Stockable and Non stockable status of references.

NORMAL STOCK ITEMS

W.E.F. February 03<sup>rd</sup>, 2025



# Automation and control made easy

Easy Altivar™ 610 variable speed drives.



Easy Altivar™ 610 variable speed drives for three-phase synchronous motors address the challenges faced by new economies. They are fit for purpose at affordable prices with no compromise on ease of use, robustness, and availability – the core values supported by a worldwide leader in automation.



Water & wastewater



Oil & gas



Constant, negative pressure water supply



Building



Power



Other OEM

#### Fit for purpose

- Optimized control system
- Multi-pump control function
- Harmonic mitigation solution

#### Designed for easiness

- Easy to install
- Easy to set up and use
- Easy to maintain

#### Strong on robustness

- Robust design for harsh environments
- Ever higher protection and performance

#### Always available

- Wide availability
- Worldwide technical assistance



Contact with Schneider Electric sales for country of origin.

[se.com/easyaltivar610](http://se.com/easyaltivar610)

# Easy Altivar™ 610

## Now available upto 460V

### Main features

**Power range:**  
0.75 to 315kW

**Main voltage range:**  
380~460V, 3 phase, -15 to +10%

**Overload capability:**  
ND: 110% 60s; 120% 20s;  
HD: 150% 60s

**EMC:**  
C3 level filter embedded

**Harmonics:**  
DC choke embedded (above 4kW)

**Protection:**  
IP20

**Operation temperature:**  
-15°C to +60°C (derating above  
+45°C)

**Motor control law:**  
Asy motor: V/f 2 pts; V/f 5 pts;  
UF quad; energy saving



### Control I/O

**Control terminal:**

- Analog input: 3
- Analog output: 2
- Digital input: 6
- Relay output: 3

**Communication:**

- Modbus embedded;
- option: Profibus DP



### Display terminal

**Basic keypad (standard)**

- LCD backlight, removable
- 2 lines, 6 languages
- Configuration save
- Easy mounting kit (Ø22mm)



For more information and product references visit

[se.com/easyaltivar610](http://se.com/easyaltivar610)

**Altivar™ 610: Drives for pumps and fans from 0.75 to 315 kW**

Now available upto 460V



- Compact size: simplicity of integration and reduction of the size of the enclosures
- Electronic cards with protective coating
- Operation temperature: -10...+60°C
- IP40 protection level on the top of the product
- Typical multi-pump configuration without PLC
- 7 preprogrammed function blocks cover 90% of the pump and fan applications
- Colored control circuit terminals to avoid misuse

ND	kW		Max. continuous current(A)		Reference	Unit MRP [₹]
	ND	HD	ND	HD		
<b>Three phase-Supply Voltage: 380...460V</b>						
4		3	9.3	7.2	ATV610U40N4	On Request
5.5		4	12.7	9.3	ATV610U55N4	On Request
7.5		5.5	15.8	12.7	ATV610U75N4	On Request
11		7.5	23.5	16.5	ATV610D11N4	On Request
15		11	31.7	23.5	ATV610D15N4	On Request
18.5		15	39.2	31.7	ATV610D18N4	On Request
22		18.5	46.3	39.2	ATV610D22N4	On Request
30		22	61.5	46.3	ATV610D30N4	On Request
37		30	74.5	59.6	ATV610D37N4	On Request
45		37	88	74.5	ATV610D45N4	On Request
55		45	106	88	ATV610D55N4	On Request
75		55	145	106	ATV610D75N4	On Request
90		75	173	145	ATV610D90N4	On Request
110		90	211	173	ATV610C11N4	On Request
132		110	250	211	ATV610C13N4	On Request
160		132	302	250	ATV610C16N4	On Request
220		160	~	~	ATV610C22N4*	On Request
250		220	~	~	ATV610C25N4*	On Request
315		250	~	~	ATV610C31N4*	On Request

Note: \*Range Extension

**Altivar™ 212: Drives for HVAC, 3-phase Asynchronous Motors**

from 0.75 to 75 kW



- Embedded communication Modbus, Apogee FLN P1, Metasys N2, BacNet
- More Friendly simplicity & comfort with Universal Graphic Keypad
- Low Harmonics Emissions: Low THDI = 30%
- EMC Immunity Protection & Noise reductions
- AHRI Approved
- N4Z without display, VW3A1111 advance display to be ordered seperately

kW	Max. continuous current(A)	Reference	Unit MRP [₹]
<b>Three phase-Supply Voltage: 380...480V</b>			
0.75	2.2	ATV212H075N4	On Request
1.5	3.7	ATV212HU15N4	On Request
2.2	5.1	ATV212HU22N4	On Request
3	7.2	ATV212HU30N4	On Request
4	9.1	ATV212HU40N4	On Request
5.5	12	ATV212HU55N4	On Request
7.5	16	ATV212HU75N4	On Request
11	22.5	ATV212HD11N4	On Request
15	30.5	ATV212HD15N4	On Request
18.5	37	ATV212HD18N4	On Request
22	43.5	ATV212HD22N4	On Request
30	58.5	ATV212HD30N4	On Request
37	79	ATV212HD37N4	On Request
45	94	ATV212HD45N4	On Request
55	116	ATV212HD55N4	On Request
75	160	ATV212HD75N4	On Request

Please contact Customer Care Center for Stockable and Non stockable status of references.


NORMAL STOCK ITEMS

W.E.F. February 03<sup>rd</sup>, 2025

## Machine Drives

Altivar™ 320: Drives for Synchronous and Asynchronous Motors from 0.18 to 22 kW (0.25 to 30 Hp)

Altivar™ 320 Power extension



Product selector for ATV320



EcoStruxure™ Motor Control Configurator



EcoStruxure™ Motor Management Design

- Cost Saving: Optimized Space and Time
- Solution Oriented: ATV Logic, Ready for automation integration
- Ambient temperature: 50deg C w/o deration
- Safety embedded as standard (STO SIL3)
- Possibility to connect a graphic terminal as option (Basic & Advanced)
- Modbus & Can Open as standard
- Protection against harsh environment 3C3 class

kW	Max. continuous current(A)	Reference	Unit MRP [₹]
<b>Single phase-Supply Voltage: 200...240V</b>			
0.18	1.5	ATV320U02M2C	On Request
0.37	3.3	ATV320U04M2C	On Request
0.55	3.7	ATV320U06M2C	On Request
0.75	4.8	ATV320U07M2C	On Request
1.1	6.9	ATV320U11M2C	On Request
1.5	8	ATV320U15M2C	On Request
2.2	11	ATV320U22M2C	On Request
<b>Three phase-Supply Voltage: 200...240V</b>			
1.5	8	ATV320U15M3C	On Request
4	17.5	ATV320U40M3C	On Request
5.5	27.5	ATV320U55M3C	On Request
7.5	33	ATV320U75M3C	On Request
11	54	ATV320D11M3C	On Request
15	66	ATV320D15M3C	On Request
<b>Three phase-Supply Voltage: 380...500V (COMPACT)</b>			
0.37	1.5	ATV320U04N4C	On Request
0.55	1.9	ATV320U06N4C	On Request
0.75	2.3	ATV320U07N4C	On Request
1.1	3	ATV320U11N4C	On Request
1.5	4.1	ATV320U15N4C	On Request
2.2	5.5	ATV320U22N4C	On Request
3	7.1	ATV320U30N4C	On Request
4	9.5	ATV320U40N4C	On Request
5.5	14.3	ATV320U55N4C	On Request
7.5	17	ATV320U75N4C	On Request
11	27.7	ATV320D11N4C	On Request
15	33	ATV320D15N4C	On Request
18.5 <small>NEW</small>	~	ATV320D18N4C**	On Request
22 <small>NEW</small>	~	ATV320D22N4C**	On Request
<b>Three phase-Supply Voltage: 380...500V (BOOK)</b>			
0.4	1.5	ATV320U04N4B	On Request
0.6	1.9	ATV320U06N4B	On Request
0.8	2.3	ATV320U07N4B	On Request
1.1	3	ATV320U11N4B	On Request
1.5	4.1	ATV320U15N4B	On Request
2.2	5.5	ATV320U22N4B	On Request
3	7.1	ATV320U30N4B	On Request
4	9.5	ATV320U40N4B	On Request
5.5	14.3	ATV320U55N4B	On Request
7.5	17	ATV320U75N4B	On Request
11	27.7	ATV320D11N4B	On Request
15	33	ATV320D15N4B	On Request
<b>Three phase-Supply Voltage: 380...500V, IP66</b>			
0.37	1.5	ATV320U04N4W*	On Request
0.55	1.9	ATV320U06N4W*	On Request
0.75	2.3	ATV320U07N4W*	On Request
1.1	3	ATV320U11N4W*	On Request
1.5	4.1	ATV320U15N4W*	On Request
2.2	5.5	ATV320U22N4W*	On Request
3	7.1	ATV320U30N4W*	On Request
4	9.5	ATV320U40N4W*	On Request
5.5	14.3	ATV320U55N4W*	On Request
7.5	17	ATV320U75N4W*	On Request

Note: \*\*Range Extension

References ending with B are BOOK type & Reference ending with C are COMPACT type.

References ending with N4W\* are IP66.

Please contact Customer Care Center for Stockable and Non stockable status of references.

NORMAL STOCK ITEMS

W.E.F. February 03<sup>rd</sup>, 2025

# Altivar ATV320 Solar Drive

0.37 to 15 kW (0.5 to 20 HP)



## Unique features

Altivar Solar variable speed drive for pump is compatible with a wide range of pumps and solar arrays which helps reducing the number of components, increasing the reliability and service life of the installation and adjusting the pump flow to the availability of the energy.

The Altivar Solar ATV320 drive is a robust, simple to commission, and easy to integrate for pumping applications. The drive embeds solar specific functions to address advance application requirements and improve pump performance. These functions ensure more pump availability while reducing the total system cost.

## Applications



Irrigation  
of land



Domestic  
water supply



Fish farming



Livestock



Swimming pool



Fountain





**Altivar Machine ATV320 Solar**  
Machine Drives



- Maximize production efficiency
- Reduce OPEX
- Easy scalability of automation system
- Future-ready solution for Industry 4.0
- Improve system power quality with a low investment
- Improve the functional safety, integration, and performance of applications
- Optimize maintenance costs and drive service life has context menu

The Altivar ATV320 Solar is a variable speed drive for three-phase asynchronous and synchronous motors from 0.37 kW/0.5 HP to 15 kW/20 HP.

kW	Motor HP	Max Continuous output current A	Reference	Unit MRP [₹]
<b>Single-phase supply voltage (AC): 200...240 V 50/60 Hz, with integrated EMC filter (2) (3), DC Input Voltage : 150-374 VDC.(VOC=374 VDC max)</b>				
0.37	0.5	3.3	ATV320U04M2C412	On Request
0.55	0.75	3.7	ATV320U06M2C412	On Request
0.75	1	4.8	ATV320U07M2C412	On Request
1.1	1.5	6.9	ATV320U11M2C412	On Request
1.5	2	8	ATV320U15M2C412	On Request
2.2	3	11	ATV320U22M2C412	On Request
<b>Three-phase supply voltage (AC): 200...240 V 50/60 Hz, without integrated EMC filter, DC Input Voltage : 150-374 VDC.(VOC=374 VDC max)</b>				
3	4	13.7	ATV320U30M3C412	On Request
4	5	17.5	ATV320U40M3C412	On Request
5.5	7.5	27.5	ATV320U55M3C412	On Request
7.5	10	33	ATV320U75M3C412	On Request
11	15	54	ATV320D11M3C412	On Request
15	20	66	ATV320D15M3C412	On Request
<b>Three-phase supply voltage (AC): 380...500 V 50/60 Hz, with integrated EMC filter (2) (3), DC Input Voltage : 280-778 VDC.(VOC=778 VDC max)</b>				
0.37	0.5	1.5	ATV320U04N4C412	On Request
0.55	0.75	1.9	ATV320U06N4C412	On Request
0.75	1	2.3	ATV320U07N4C412	On Request
1.1	1.5	3	ATV320U11N4C412	On Request
1.5	2	4.1	ATV320U15N4C412	On Request
2.2	3	5.5	ATV320U22N4C412	On Request
3	4	7.1	ATV320U30N4C412	On Request
4	5	9.5	ATV320U40N4C412	On Request
5.5	7.5	14.3	ATV320U55N4C412	On Request
7.5	10	17	ATV320U75N4C412	On Request
11	15	27.7	ATV320D11N4C412	On Request
15	20	33	ATV320D15N4C412	On Request

Please contact Customer Care Center for Stockable and Non stockable status of references.

NORMAL STOCK ITEMS

W.E.F. February 03<sup>rd</sup>, 2025



# Altivar™ The next SMART manufacturing era

Altivar™ Machine ATV340, innovative  
variable speed drives for high-performance machines

The Altivar™ Machine ATV340\* drive is robust for high overloads, offering safety, various communication protocols, and cutting-edge motor control solution for machine builders.

Traditional machine design is challenged by the smart manufacturing approach. Changing times require innovative features such as the native Ethernet based - Fast Device Replacement. It gives machine operators a seamless service approach. The embedded encoder is compatible with asynchronous and synchronous motors in closed-loop control applications and the load-sharing master/slave configuration makes ATV340 a SMART manufacturing success.

\* From 1 HP to 100 HP in heavy duty with 3-phase supply voltage from 380 to 480 V.



# High performance in material handling, material working and hoisting

The ATV340 improves the capabilities and availability of high-performance machines while reducing build costs thanks to:

- **Superior machine performance.** With a maximum torque availability of 1.8 In and optimized speed bandwidth of up to 400 Hz, the ATV 340 is ideal for dynamic applications with rapid acceleration. Its frequency inverters can handle high overloads in demanding applications up to 220% nominal torque.
- **Faster reaction time.** A combination of fast application reaction time with a minimum 1 ms task cycle and Ethernet connectivity maximizes your machine throughput.
- **Simplified machine engineering.** Built-in multiprotocol (Ethernet, Modbus, SERCOS) a variety of interfaces, an embedded encoder and integrated application functions offer maximum flexibility in design. Remote monitoring via the embedded web server enables predictive maintenance. EcoStruxure™ Machine & FDR allow faulty device replacement service with short time machine recovery.
- **Reduced design time.** Complete project replication is possible with one-button auto-tuning for motor identification and supports efficient machine commissioning and production. Additionally, ready-to-use Tested, Validated, and Documented Architectures (TDVAs) and SoMachine software facilitate seamless automation integration.
- **Comprehensive functional safety and cyber security.** With embedded STO (SIL3) and a full range of safety functions (SS1, SLS, SMS, SBC, GDL), the ATV340 is compliant with machine related safety standards EN ISO 13849-1 and EN 62061. The ATV340 also has Achilles level 2 cyber-security certification to protect people and assets while ensuring continuity of service.
- **Robust.** In harsh environments with high levels of dust and vibration and operating temperatures up to 60°C. Due to high IGBT and thermal dissipation efficiency, it allows additional 40% of rated current taking motor power to 130kW under normal duty operation.

**220%**  
Nominal torque

**1 ms**  
Application cycle time



**Modular and Ethernet version** with different application approach



**Optional Safety card offers for high-end safety functions**

Safe Stop 1 (SS1)  
Safe Limited Speed (SLS)  
Safe Maximum Speed (SMS)  
Safe Brake Control (SBC)  
Guard Door Lock (GDL)



**High power Safety solution** (up to 75kW), Safety card and additional module support

For more information and product references visit

## Altivar™ 340: Drives with innovative variable speed drives for high-performance machines upto 75kW



- Reduced requirement for additional devices thanks to rich interfaces, I/Os, and PTIs/PTOs, and an embedded encoder
- 5 DI +2 (DI/DO);2 RO ;2 AI ;1 AO
- 30kW...75kW : 8 DI ;1DO ;3RO ;3AI ;2AO
- DC choke inbuilt from 30kW and above
- Heavy duty 150%In for 60sec & 180%In for 2sec
- Embedded STO SIL3
- On board A/B/I & SinCos 1Vpp encoder
- Chemical class for harsh environment 3C3
- High-speed native multi-Ethernet connectivity – real-time communication
- 1 ms application cycle time

ATV340 Modular Drive: Power & Supply Voltage: 0.75 – 22 kW & 400/480 V three phase

ATV340 Ethernet Drive(ATV340\*\*\*N4E): Power & Supply Voltage: 0.75 – 75 kW & 400/480 V three phase

ND	kW		Max. continuous current (A)		Reference	Unit MRP [₹]
	HD	LD	ND	HD		
<b>Three phase-Supply Voltage: 380...480V (Modular)</b>						
1.1	0.75		2.8	2.2	ATV340U07N4	On Request
2.2	1.5		5.6	4	ATV340U15N4	On Request
3	2.2		7.2	5.6	ATV340U22N4	On Request
4	3		9.3	7.2	ATV340U30N4	On Request
5.5	4		12.7	9.3	ATV340U40N4	On Request
7.5	5.5		16.5	12.7	ATV340U55N4	On Request
11	7.5		24	16.5	ATV340U75N4	On Request
15	11		32	24	ATV340D11N4	On Request
18.5	15		39	32	ATV340D15N4	On Request
22	18.5		46	39	ATV340D18N4	On Request
30	22		62	46	ATV340D22N4	On Request
<b>Three phase-Supply Voltage: 380...480V (With Ethernet)</b>						
1.1	0.75		2.8	2.2	ATV340U07N4E	On Request
2.2	1.5		5.6	4	ATV340U15N4E	On Request
3	2.2		7.2	5.6	ATV340U22N4E	On Request
4	3		9.3	7.2	ATV340U30N4E	On Request
5.5	4		12.7	9.3	ATV340U40N4E	On Request
8	5.5		16.5	12.7	ATV340U55N4E	On Request
11	8		24	16.5	ATV340U75N4E	On Request
15	11		32	24	ATV340D11N4E	On Request
18.5	15		39	32	ATV340D15N4E	On Request
22	18.5		46	39	ATV340D18N4E	On Request
30	22		62	46	ATV340D22N4E	On Request
37	30		74.5	61.5	ATV340D30N4E	On Request
45	37		88	74.5	ATV340D37N4E	On Request
55	45		106	88	ATV340D45N4E	On Request
75	55		145	106	ATV340D55N4E	On Request
90	75		173	145	ATV340D75N4E	On Request

\*ATV340 display is optional - VW3A1113

# Altivar™ Process Drives

How do you benefit from Altivar™ Process's application expertise?



ROD PUMPS



MIXERS



HOISTING

## ATV900

- DC Bus sharing and 4Q apps. using ATV980/990
- Control all types of synchronous motors as well as async. motors in open or closed loop,
- Manage master/slave apps such as conveyor with multi drive link
- Increase asset life using dedicated hoisting, PCP/ESP and rod pump applications functions

Demanding Applications



## ATV600

- Monitor energy consumption, energy based KPIs with 95% accuracy
- Monitor pump operation state and efficiency (BEP)
- Control multi pump applications in WWW & F&B environments with
- Dedicated motor & asset protection functions such as pump and pipe protection

Fluid & Gas Applications



FANS



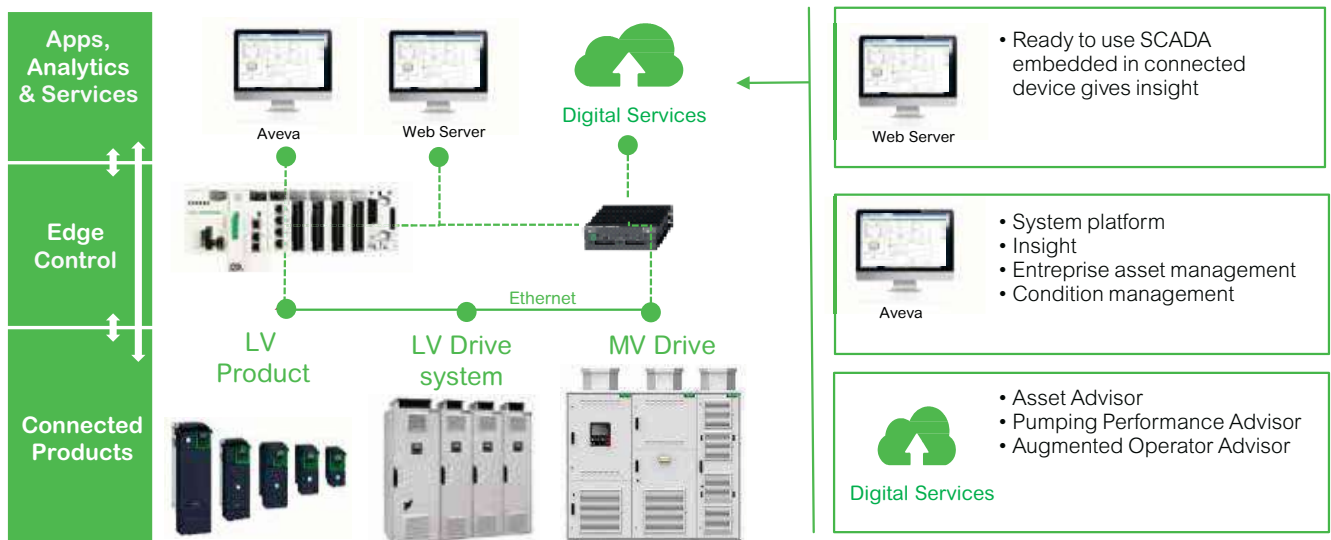
CENTRIF. PUMPS



COMPRESSORS

## Motor's Data Flow within EcoStruxure

### EcoStruxure™ Innovation At Every Level



Please contact Customer Care Center for Stockable and Non stockable status of references.

☑ NORMAL STOCK ITEMS

W.E.F. February 03<sup>rd</sup>, 2025

# Altivar™ Process Drives for industrial utility applications

Altivar™ process drives deliver added-value services to enable business and process optimization through improved life cycle asset management and optimized energy consumption. Designed to assist OEMs, system integrators, and industrial process owners, Altivar™ process drives improve process performance by enabling full information and operational technology convergence. Embedded PlantStruxure™ and Foxboro™ Evo architectures simplify system integration.



## Water applications

- Booster pumps
- Lift station pumps
- Desalination pumps
- Water supply pumps
- Water suction pumps
- Progressing cavity pumps
- Influent and effluent pumps
- Secondary clean water pumps



## Oil & Gas applications

- Rod pumps
- Feed pumps
- Pipeline, booster, and unloading pumps
- Water injection pumps
- Reciprocating and centrifugal compressors
- Progressing cavity pumps
- Electric submersible pumps



## Mining & Metals applications

- Rod pumps
- Feed pumps
- Pipeline, booster, and unloading pumps
- Water injection pumps
- Reciprocating and centrifugal compressors
- Progressing cavity pumps
- Electric submersible pumps



	Altivar 630	Altivar 650	Altivar 930	Altivar 950
<b>Voltage</b>	480	480	480	480
<b>kW</b>	0.75 – 315 kW	0.75 – 90 kW	0.75 – 315 kW	0.75 – 90 kW
<b>Enclosure</b>	UL Type 1 Heatsink kit option: 125 – 250 hp	UL Type 12	UL Type 1 Heatsink kit option: 125 – 250 hp	UL Type 12
<b>Application functions</b>	Multi-pump control, > 30 pump functions, fans, and simple material handling	Multi-pump control, > 30 pump functions, fans, and simple material handling	Load share, master slave, safety inputs, dynamic braking	Master slave, safety inputs, dynamic braking
<b>Performance</b>	Normal or heavy duty	Normal or heavy duty	High-torque capacity encoder options, dual Ethernet ports	High-torque capacity encoder options, dual Ethernet ports

Contact with Schneider Electric sales for country of origin.

Please contact Customer Care Center for Stockable and Non stockable status of references.

NORMAL STOCK ITEMS



W.E.F. February 03<sup>rd</sup>, 2025

**Altivar™ Process ATV630 : Variable Speed I IOT Drive dedicated to process**

Industry and Utilities (Pump & Fan) from 0.75 kW to 315 kW.



- Alfa-numeric and graphical display to monitor trends and values
- Inbuilt features dedicated for Pump eg. Pump Curves, Pipe fill, Anti Jam, Pipe cleaning etc
- Calculative power consumption with respect to flow (kwh/m<sup>3</sup>)
- VFD designed for 50 deg C without derating.
- In Built choke & EMC Filter
- Integrated Modbus & Modbus TCP/IP (Ethernet)
- Web server inbuilt
- Ethernet & Modbus in Built
- QR code feature in built to get documents access on line and register service request directly from QR code.



ND	kW		Max. continuous current (A)		Reference	Unit MRP [₹]
	ND	HD	ND	HD		
<b>Three phase-Supply Voltage:380...480V (IP21)</b>						
0.75		0.37	2.2	1.5	ATV630U07N4	On Request
1.5		0.75	4	2.2	ATV630U15N4	On Request
2.2		1.5	5.6	4	ATV630U22N4	On Request
3		2.2	7.2	5.6	ATV630U30N4	On Request
4		3	9.3	7.2	ATV630U40N4	On Request
5.5		4	12.7	9.3	ATV630U55N4	On Request
7.5		5.5	16.5	12.7	ATV630U75N4	On Request
11		7.5	23.5	16.5	ATV630D11N4	On Request
15		11	31.7	23.5	ATV630D15N4	On Request
18.5		15	39.2	31.7	ATV630D18N4	On Request
22		18.5	46.3	39.2	ATV630D22N4	On Request
30		22	61.5	46.3	ATV630D30N4	On Request
37		30	74.5	61.5	ATV630D37N4	On Request
45		37	88	74.5	ATV630D45N4	On Request
55		45	106	88	ATV630D55N4	On Request
75		55	145	106	ATV630D75N4	On Request
90		75	173	145	ATV630D90N4	On Request
110		90	211	173	ATV630C11N4	On Request
132		110	250	211	ATV630C13N4	On Request
160		132	302	250	ATV630C16N4	On Request
220		160	427	302	ATV630C22N4	On Request
250		220	481	387	ATV630C25N4	On Request
315		250	616	481	ATV630C31N4	On Request
<b>Three phase-Supply Voltage: 380...480V (IP55)</b>						
0.75		0.37	2.2	1.5	ATV650U07N4	On Request
1.5		0.75	4	2.2	ATV650U15N4	On Request
2.2		1.5	5.6	4	ATV650U22N4	On Request
3		2.2	7.2	5.6	ATV650U30N4	On Request
4		3	9.3	7.2	ATV650U40N4	On Request
5.5		4	12.7	9.3	ATV650U55N4	On Request
7.5		5.5	16.5	12.7	ATV650U75N4	On Request
11		7.5	23.5	16.5	ATV650D11N4	On Request
15		11	31.7	23.5	ATV650D15N4	On Request
18.5		15	39.2	31.7	ATV650D18N4	On Request
22		18.5	46.3	39.2	ATV650D22N4	On Request
30		22	61.5	46.3	ATV650D30N4	On Request
37		30	74.5	61.5	ATV650D37N4	On Request
45		37	88	74.5	ATV650D45N4	On Request
55		45	106	88	ATV650D55N4	On Request
75		55	145	106	ATV650D75N4	On Request
90		75	173	145	ATV650D90N4	On Request

N4Z without display, VW3A1111 advance display to be ordered separately

Please contact Customer Care Center for Stockable and Non stockable status of references.

NORMAL STOCK ITEMS

W.E.F. February 03<sup>rd</sup>, 2025

**Altivar™ Process ATV930: Variable speed drives dedicated to constant torque application with excellent motor control and connectivity capabilities (0.75kW to 315kW)**



- Alfa-numeric and graphical display to monitor trends and values.
- Calculative power consumption with respect to flow (kwh/m<sup>3</sup>).
- VFD designed for 50 deg C without derating.
- In Built choke & EMC Filter
- Integrated Modbus & dual Ethernet port
- Web server in built
- Macro configuration of hoisting & conveyor are available
- Ethernet & Modbus in Built
- QR code feature in built to get documents access on line and register service request directly from QR code.



ND	kW		Max. continuous current (A)		Reference	Unit MRP [₹]
	ND	HD	ND	HD		
<b>Three phase-Supply Voltage: 380...480V (IP21)</b>						
0.75		0.37	2.2	1.5	ATV930U07N4	On Request
1.5		0.75	4	2.2	ATV930U15N4	On Request
2.2		0.75	5.6	4	ATV930U22N4	On Request
3		1.5	7.2	5.6	ATV930U30N4	On Request
4		2.2	9.3	7.2	ATV930U40N4	On Request
5.5		3	12.7	9.3	ATV930U55N4	On Request
7.5		4	16.5	12.7	ATV930U75N4	On Request
11		5.5	23.5	16.5	ATV930D11N4	On Request
15		7.5	31.7	23.5	ATV930D15N4	On Request
18.5		15	39.2	31.7	ATV930D18N4	On Request
22		18.5	46.3	39.2	ATV930D22N4	On Request
30		22	61.5	46.3	ATV930D30N4	On Request
37		30	74.5	61.5	ATV930D37N4	On Request
45		37	88	74.5	ATV930D45N4	On Request
55		45	106	88	ATV930D55N4C*	On Request
55		45	106	88	ATV930D55N4	On Request
75		55	145	106	ATV930D75N4C*	On Request
75		55	145	106	ATV930D75N4	On Request
90		75	173	145	ATV930D90N4C*	On Request
90		75	173	145	ATV930D90N4	On Request
110		90	211	173	ATV930C11N4C*	On Request
110		90	211	173	ATV930C11N4	On Request
132		110	250	211	ATV930C13N4C*	On Request
132		110	250	211	ATV930C13N4	On Request
160		132	302	250	ATV930C16N4C*	On Request
160		132	302	250	ATV930C16N4	On Request
220		160	427	302	ATV930C22N4C*	On Request
220		160	427	302	ATV930C22N4	On Request
250		200	481	387	ATV930C25N4C*	On Request
315		250	616	481	ATV930C31N4C*	On Request
<b>Three phase-Supply Voltage: 380...480V (IP55)</b>						
0.75		0.37	2.2	1.5	ATV950U07N4	On Request
1.5		0.75	4	2.2	ATV950U15N4	On Request
2.2		0.75	5.6	4	ATV950U22N4	On Request
3		1.5	7.2	5.6	ATV950U30N4	On Request
4		2.2	9.3	7.2	ATV950U40N4	On Request
5.5		3	12.7	9.3	ATV950U55N4	On Request
7.5		4	16.5	12.7	ATV950U75N4	On Request
11		5.5	23.5	16.5	ATV950D11N4	On Request
15		7.5	31.7	23.5	ATV950D15N4	On Request
18.5		15	39.2	31.7	ATV950D18N4	On Request
22		18.5	46.3	39.2	ATV950D22N4	On Request
30		22	61.5	46.3	ATV950D30N4	On Request
37		30	74.5	61.5	ATV950D37N4	On Request
45		37	88	74.5	ATV950D45N4	On Request
55		45	106	88	ATV950D55N4	On Request
75		55	145	106	ATV950D75N4	On Request
90		75	173	145	ATV950D90N4	On Request

\*Reference ending with 'C' is without braking unit  
N4Z without display, VW3A1111 advance display to be ordered separately

Please contact Customer Care Center for Stockable and Non stockable status of references.

NORMAL STOCK ITEMS

W.E.F. February 03<sup>rd</sup>, 2025





# Altivar™ Process Modular ATV6XX/9XX

## LV Variable Speed Drive

Altivar™ Process Modular 110kW to 1200kW, 415V & 690V  
**\*Coming Soon upto 2.6 MW**

**The Altivar™ Process is the first services-oriented Low Voltage & Medium Voltage Drives allowing End Users with its energy management services and assets management capabilities, to:**

- Measure their plant's energy consumption
- Control process equipment at its best efficiency
- Implement real-time asset management and predictive maintenance
- The Altivar™ Process Modular complete the Altivar Process line-up with a solution to address high end applications.
- The Altivar™ Process Modular offer partners capability to:
  - Lower inventories mix while providing flexibility for faster deliveries.
  - Standardized design and manufacturing processes of systems drives
  - Gain efficiency in servicing endcustomer
- Available in 48% THDi or with 3-level AFE design that is lower than 3% THDi and with less stress on motors.

**Standard Offer**

**Drive Ratings For 380...480 V**

**Normal Duty - 400 V**

Modular Single Drive	Nominal Power kW	Power Part Supply		Drive (output)			Unit MRP [₹]
		Input Current At 400 Vac	Apparent Power	Nominal Current (1)	Max. Transient current (1)		
		A	kVA	A	ATV600 (2)	ATV900 (3)	
ATV•A0C11Q4	110	198	137	211	232	253	On Request
ATV•A0C13Q4	132	233	161	250	275	300	On Request
ATV•A0C16Q4	160	278	193	302	332	362	On Request
ATV•A0C20Q4	200	352	244	370	407	444	On Request
ATV•A0C25Q4	250	432	299	477	525	572	On Request
ATV•A0C31Q4	315	538	373	590	649	708	On Request
ATV•A0C35Q4	355	611	423	660	726	792	On Request
ATV•A0C40Q4	400	681	472	730	803	876	On Request
ATV•A0C45Q4	450	764	529	830	913	996	On Request
ATV•A0C50Q4	500	846	586	900	990	1,080	On Request
ATV•A0C56Q4	560	948	657	1,020	1,122	1,224	On Request
ATV•A0C63Q4	630	1,058	733	1,140	1,254	1,368	On Request
ATV•A0C71Q4	710	1,192	826	1,260	1,386	1,512	On Request
ATV•A0C80Q4	800	1,335	925	1,420	1,562	1,704	On Request
ATV•A0M10Q4	1000	1,692	1172	1,770	1,947	2,124	On Request

**Heavy Duty - 400 V**

Modular Single Drive	Nominal Power kW	Power Part Supply		Drive (output)			Unit MRP [₹]
		Input Current At 400 Vac	Apparent Power	Nominal Current (1)	Max. Transient current (1) (2)		
		A	kVA	A	ATV600	ATV900	
ATV•A0C11Q4	90	167	116	173	260	260	On Request
ATV•A0C13Q4	110	198	137	211	317	317	On Request
ATV•A0C16Q4	132	233	161	250	375	375	On Request
ATV•A0C20Q4	160	290	201	302	453	453	On Request
ATV•A0C25Q4	200	353	245	370	555	555	On Request
ATV•A0C31Q4	250	432	299	477	716	716	On Request
ATV•A0C35Q4	280	489	339	520	780	780	On Request
ATV•A0C40Q4	315	545	378	590	885	885	On Request
ATV•A0C45Q4	355	611	423	660	990	990	On Request
ATV•A0C50Q4	400	681	472	730	1,095	1,095	On Request
ATV•A0C56Q4	450	767	531	830	1,245	1,245	On Request
ATV•A0C63Q4	500	849	588	900	1,350	1,350	On Request
ATV•A0C71Q4	560	951	659	1,020	1,530	1,530	On Request
ATV•A0C80Q4	630	1,061	735	1,140	1,710	1,710	On Request
ATV•A0M10Q4	800	1,246	950	1,420	2,130	2,130	On Request

**Normal Duty - 690 V**

Modular Single Drive	Nominal Power kW	Power Part Supply		Drive (output)			Unit MRP [₹]
		Input Current At 690 Vac	Apparent Power	Nominal Current (1)	Max. Transient current (1)		
		A	kVA	A	ATV600 (2)	ATV900 (3)	
ATV•A0C11Q6	110	118	141	125	138	150	On Request
ATV•A0C13Q6	132	138	165	145	160	174	On Request
ATV•A0C16Q6	160	163	195	175	193	210	On Request
ATV•A0C20Q6	200	200	239	215	237	258	On Request
ATV•A0C25Q6	250	255	305	275	303	330	On Request
ATV•A0C31Q6	315	316	378	340	374	408	On Request
ATV•A0C40Q6	400	394	471	425	468	510	On Request
ATV•A0C50Q6	500	495	592	520	572	624	On Request
ATV•A0C63Q6	630	615	735	650	715	780	On Request
ATV•A0C80Q6	800	776	927	830	913	996	On Request
ATV•A0M10Q6	1,000	969	1,158	1,030	1,133	1,236	On Request
ATV•A0M12Q6	1,200	1,161	1,388	1,230	1,353	1,476	On Request

Please contact Customer Care Center for Stockable and Non stockable status of references.

**NORMAL STOCK ITEMS**

W.E.F. February 03<sup>rd</sup>, 2025

**Heavy Duty - 690 V**

Modular Single Drive	Nominal Power kW	Power Part Supply		Drive (output)			Unit MRP ₹
		Input Current At 690 Vac	Apparent Power	Nominal Current (1)	Max. Transient current (1) (2)		
		A	kVA	A	ATV600 A	ATV900 A	
ATV•A0C11Q6	90	100	120	105	158	158	On Request
ATV•A0C13Q6	110	118	141	125	188	188	On Request
ATV•A0C16Q6	132	138	165	145	218	218	On Request
ATV•A0C20Q6	160	163	195	175	263	263	On Request
ATV•A0C25Q6	200	211	252	215	323	323	On Request
ATV•A0C31Q6	250	255	305	275	413	413	On Request
ATV•A0C40Q6	315	316	378	340	510	510	On Request
ATV•A0C50Q6	400	401	479	425	638	638	On Request
ATV•A0C63Q6	500	495	592	520	780	780	On Request
ATV•A0C80Q6	630	619	740	650	975	975	On Request
ATV•A0M10Q6	800	779	931	830	1,245	1,245	On Request
ATV•A0M12Q6	1,000	971	1,160	1,030	1,545	1,545	On Request

**LH/Regen offer**

**Normal Duty - 400 V**

Modular Single Drive	Nominal Power kW	Power Part Supply		Drive (output)			Unit MRP ₹
		Input Current At 400 Vac	Apparent Power	Nominal Current (1)	Max. Transient current (1)		
		A	kVA	A	ATV600 (2) A	ATV900 (3) A	
ATV•B0C11Q4	110	175	121	211	232	253	On Request
ATV•B0C13Q4	132	208	144	250	275	300	On Request
ATV•B0C16Q4	160	252	174	302	332	362	On Request
ATV•B0C20Q4	200	313	217	370	407	444	On Request
ATV•B0C25Q4	250	389	270	477	525	572	On Request
ATV•B0C31Q4	315	491	340	590	649	708	On Request
ATV•B0C35Q4	355	553	383	660	726	792	On Request
ATV•B0C40Q4	400	620	429	730	803	876	On Request
ATV•B0C45Q4	450	697	483	830	913	996	On Request
ATV•B0C50Q4	500	775	537	900	990	1,080	On Request
ATV•B0C56Q4	560	868	601	1,020	1,122	1,224	On Request
ATV•B0C63Q4	630	971	673	1,140	1,254	1,368	On Request
ATV•B0C71Q4	710	1,094	758	1,260	1,386	1,512	On Request
ATV•B0C80Q4	800	1,227	850	1,420	1,562	1,704	On Request
ATV•B0M10Q4	1000	1,550	1074	1,770	1,947	2,124	On Request

**Heavy Duty - 400 V**

Modular Single Drive	Nominal Power kW	Power Part Supply		Drive (output)			Unit MRP ₹
		Input Current At 400 Vac	Apparent Power	Nominal Current (1)	Max. Transient current (1) (2)		
		A	kVA	A	ATV600 A	ATV900 A	
ATV•B0C11Q4	90	144	100	173	260	260	On Request
ATV•B0C13Q4	110	174	121	211	317	317	On Request
ATV•B0C16Q4	132	208	144	250	375	375	On Request
ATV•B0C20Q4	160	252	174	302	453	453	On Request
ATV•B0C25Q4	200	313	217	370	555	555	On Request
ATV•B0C31Q4	250	389	270	477	716	716	On Request
ATV•B0C35Q4	280	436	302	520	780	780	On Request
ATV•B0C40Q4	315	491	340	590	885	885	On Request
ATV•B0C45Q4	355	553	383	660	990	990	On Request
ATV•B0C50Q4	400	620	429	730	1,095	1,095	On Request
ATV•B0C56Q4	450	697	483	830	1,245	1,245	On Request
ATV•B0C63Q4	500	775	537	900	1,350	1,350	On Request
ATV•B0C71Q4	560	868	601	1,020	1,530	1,530	On Request
ATV•B0C80Q4	630	971	673	1,140	1,710	1,710	On Request
ATV•B0M10Q4	800	1,227	859	1,420	2,130	2,130	On Request

Please contact Customer Care Center for Stockable and Non stockable status of references.

NORMAL STOCK ITEMS

W.E.F. February 03<sup>rd</sup>, 2025

LH/Regen offer

Normal Duty - 690 V

Modular Single Drive	Nominal Power kW	Power Part Supply		Drive (output)			Unit MRP ₹
		Input Current At 690 Vac	Apparent Power	Nominal Current (1)	Max. Transient current (1)		
		A	kVA	A	ATV600 (2)	ATV900 (3)	
ATV•B0C11Q6	110	102	122	125	138	150	On Request
ATV•B0C13Q6	132	122	146	145	160	174	On Request
ATV•B0C16Q6	160	148	177	175	193	210	On Request
ATV•B0C20Q6	200	183	219	215	237	258	On Request
ATV•B0C25Q6	250	228	273	275	303	330	On Request
ATV•B0C31Q6	315	287	343	340	374	408	On Request
ATV•B0C40Q6	400	363	434	425	468	510	On Request
ATV•B0C50Q6	500	453	541	520	572	624	On Request
ATV•B0C63Q6	630	568	678	650	715	780	On Request
ATV•B0C80Q6	800	718	859	830	913	996	On Request
ATV•B0M10Q6	1,000	898	1,073	1,030	1,133	1,236	On Request
ATV•B0M12Q6	1,200	1,078	1,288	1,230	1,353	1,476	On Request

Heavy Duty - 690 V

Modular Single Drive	Nominal Power kW	Power Part Supply		Drive (output)			Unit MRP ₹
		Input Current At 690 Vac	Apparent Power	Nominal Current (1)	Max. Transient current (1) (2)		
		A	kVA	A	ATV600	ATV900	
ATV•B0C11Q6	90	85	101	105	158	158	On Request
ATV•B0C13Q6	110	102	122	125	188	188	On Request
ATV•B0C16Q6	132	122	146	145	218	218	On Request
ATV•B0C20Q6	160	148	177	175	263	263	On Request
ATV•B0C25Q6	200	183	219	215	323	323	On Request
ATV•B0C31Q6	250	228	273	275	413	413	On Request
ATV•B0C40Q6	315	287	343	340	510	510	On Request
ATV•B0C50Q6	400	362	433	425	638	638	On Request
ATV•B0C63Q6	500	453	541	520	780	780	On Request
ATV•B0C80Q6	630	569	680	650	975	975	On Request
ATV•B0M10Q6	800	718	859	830	1,245	1,245	On Request
ATV•B0M12Q6	1,000	898	1,073	1,030	1,545	1,545	On Request

Please contact Customer Care Center for Stockable and Non stockable status of references.

NORMAL STOCK ITEMS

W.E.F. February 03<sup>rd</sup>, 2025



**APM Liquid Cooled Offer**

**Normal Duty - 415 V**

ND Modular Single Drive	Nominal Power kW	Power Part Supply		Drive (output)			Unit MRP ₹
		Input Current At 690 Vac	Apparent Power	Nominal Current (1)	Max. Transient current (1)		
		A	kVA	A	ATV600 A	ATV900 A	
ATV•LOC13Q4	132	244	169	250	275	300	On Request
ATV•LOC16Q4	160	287	199	302	332	362	On Request
ATV•LOC20Q4	200	350	242	370	407	444	On Request
ATV•LOC25Q4	250	429	297	477	525	572	On Request
ATV•LOC31Q4	315	536	371	590	649	708	On Request
ATV•LOC40Q4	400	684	474	730	803	876	On Request
ATV•LOC50Q4	500	847	587	900	990	1080	On Request
ATV•LOC63Q4	630	1056	732	1,140	1254	1,368	On Request
ATV•LOC80Q4	800	1335	925	1,420	1562	1,704	On Request
ATV•LOC90Q4	900	1502	1041	1,600	1760	1920	On Request
ATV•LOM10Q4	1000	1669	1156	1,770	1947	2124	On Request
ATV•LOM12Q4	1200	2005	1389	2,140	2354	2568	On Request
ATV•LOM15Q4	1500	2513	1741	2,680	2948	3216	On Request
ATV•LOM18Q4	1800	3028	2098	3,200	3520	3840	On Request

**Heavy Duty - 415 V**

HD Modular Single Drive	Nominal Power kW	Power Part Supply		Drive (output)			Unit MRP ₹
		Input Current At 690 Vac	Apparent Power	Nominal Current (1)	Max. Transient current (1)		
		A	kVA	A	ATV600 A	ATV900 A	
ATV•LOC13Q4	110	210	145	211	317	317	On Request
ATV•LOC16Q4	132	244	169	250	375	375	On Request
ATV•LOC20Q4	160	287	199	302	453	453	On Request
ATV•LOC25Q4	200	350	242	370	555	555	On Request
ATV•LOC31Q4	250	429	297	477	716	716	On Request
ATV•LOC40Q4	315	549	380	590	885	885	On Request
ATV•LOC50Q4	400	684	474	730	1095	1095	On Request
ATV•LOC63Q4	500	847	587	900	1350	1350	On Request
ATV•LOC80Q4	630	1062	736	1140	1710	1710	On Request
ATV•LOC90Q4	710	1188	823	1260	1890	1890	On Request
ATV•LOM10Q4	800	1339	928	1420	2130	2130	On Request
ATV•LOM12Q4	1000	1669	1156	1770	2655	2655	On Request
ATV•LOM15Q4	1200	2005	1389	2140	3210	3210	On Request
ATV•LOM18Q4	1400	2341	1622	2470	3705	3705	On Request

Please contact Customer Care Center for Stockable and Non stockable status of references.

NORMAL STOCK ITEMS

W.E.F. February 03<sup>rd</sup>, 2025

**Normal Duty - 690 V**

ND Modular Single Drive	Nominal Power kW	Power Part Supply		Drive (output)			Unit MRP [₹]
		Input Current At 690 Vac	Apparent Power	Nominal Current (1)	Max. Transient current (1)		
		A	kVA	A	ATV600 A	ATV900 A	
ATV•L0C20Q6	200	218	261	215	237	258	On Request
ATV•L0C28Q6	280	290	347	308	339	370	On Request
ATV•L0C31Q6	315	322	385	340	374	408	On Request
ATV•L0C40Q6	400	399	477	425	468	510	On Request
ATV•L0C45Q6	450	446	533	480	528	576	On Request
ATV•L0C56Q6	560	563	673	590	649	708	On Request
ATV•L0C71Q6	710	700	837	740	814	888	On Request
ATV•L0C90Q6	900	875	1046	930	1023	1,116	On Request
ATV•L0M12Q6	1200	1260	1506	1,230	1353	1,476	On Request
ATV•L0M14Q6	1400	1355	1619	1,425	1568	1710	On Request
ATV•L0M16Q6	1600	1547	1849	1,620	1782	1944	On Request
ATV•L0M18Q6	1800	1740	2080	1,820	2002	2184	On Request
ATV•L0M22Q6	2200	2120	2543	2,220	2442	2664	On Request
ATV•L0M26Q6	2600	2517	3008	2,620	2882	3144	On Request

**Heavy Duty - 690 V**

HD Modular Single Drive	Nominal Power kW	Power Part Supply		Drive (output)			Unit MRP [₹]
		Input Current At 690 Vac	Apparent Power	Nominal Current (1)	Max. Transient current (1)		
		A	kVA	A	ATV600 A	ATV900 A	
ATV•L0C20Q6	160	184	220	175	263	263	On Request
ATV•L0C28Q6	220	236	282	240	360	360	On Request
ATV•L0C31Q6	250	262	313	275	413	413	On Request
ATV•L0C40Q6	315	322	385	340	510	510	On Request
ATV•L0C45Q6	355	359	429	384	576	576	On Request
ATV•L0C56Q6	450	462	552	480	720	720	On Request
ATV•L0C71Q6	560	563	673	590	885	885	On Request
ATV•L0C90Q6	710	700	837	740	1110	1110	On Request
ATV•L0M12Q6	1000	976	1166	1030	1545	1545	On Request
ATV•L0M14Q6	1100	1070	1279	1130	1695	1695	On Request
ATV•L0M16Q6	1300	1262	1508	1330	1995	1995	On Request
ATV•L0M18Q6	1400	1357	1622	1425	2138	2138	On Request
ATV•L0M22Q6	1700	1644	1955	1720	2580	2580	On Request
ATV•L0M26Q6	2100	2030	2426	2120	3180	3180	On Request

Please contact Customer Care Center for Stockable and Non stockable status of references.

NORMAL STOCK ITEMS

W.E.F. February 03<sup>rd</sup>, 2025

# Reduce mechanical stress on your machines

Altistart™ ATS01

Altivar™ ATS130

Altistart™ ATS22

Altivar Soft Starter ATS430

Coming  
Soon

Altivar™ Soft Starter ATS480

Altivar Soft Starter ATS490

Coming  
Soon

Complete range of soft starters from 0.37 kW (3 Amps)  
to 900 kW (1200 Amps)



# Altivar™ Soft Starters: 3 ranges to match your applications



## Main data on Altivar™ Soft Starters



	ATS01	ATS130	ATS22	ATS430	ATS480	ATS490
Us rated operational voltage	110 to 480V single phase 110 to 480V 3 phase	200 to 480V	230 to 440V 208 to 600V	208-600V 3 phase	208 to 690V	209-690V 3 phase
Ierated operational current	3 to 12A (1 ph) –6 to 32A (3ph)	38 to 105A	17 to 590A	17-590A	17 to 1200A	17-1200A
Power range	0,37 to 15kW	11 to 55kW	4 to 400kW	4-400kW (3-500HP)	4 to 900kW	2-900kW
UcControl supply voltage	24V AC/DC 110-240Vac	24V DC	110 to 230Vac	110-230V	110 to 230Vac	115-230V
Connectivity	-	-	Modbus	Modbus, Modbus TCP, EtherNet/IP, PROFIBUS DP V1, CANopen, Profinet	Modbus, Modbus TCP, EtherNet/IP, Profinet, Profibus DP, CANopen	Modbus, Modbus TCP, EtherNet/IP, PROFIBUS DP V1, CANopen, Profinet
Type of control	Voltage ramp	Voltage ramp	Voltage control	Torque control	Torque Control, voltage control	Torque control
Current limitation	-	-	350% Ie	500% Ie up to 700% motor In	500% Ie(up to 700% rated motor current)	-
Stop mode	Freewheel, voltage ramp	Freewheel, voltage ramp	Freewheel, voltage ramp	Freewheel, voltage ramp	Torque ramp, voltage ramp, dynamic braking, DC injection	-
Thermal protections Other protections	-	-	Electronic Underload, overload, motor phase loss, line phase inversion excessive acceleration time, current overload, ground leakage	Electronic thermal relay, PTC, underload, motor phase loss, line phase inversion, excessive acceleration time, ground leakage	Electronic, PTC, PT100 2 or 3 wires Underload, overload, motor phase loss, line phase inversion excessive acceleration time, current overload, ground leakage	-



**Soft Starter**

**ATS01 – Soft Starter for Simple Machine**



[Us] Rated Supply Voltage	Network Number of Phases	Motor Power kW	Starting Time	[Ie] Rated Operational Current (A)	Reference	Unit MRP [₹]
380....415V 50.....60Hz	3	1.5kW/2.2kW/3kW	adjustable from 1 to 10s	6	ATS01N206QN	On Request
	3	4kW	adjustable from 1 to 10s	9	ATS01N209QN	On Request
	3	5.5kW	adjustable from 1 to 10s	12	ATS01N212QN	On Request
	3	7.5kW/11kW	adjustable from 1 to 10s	22	ATS01N222QN	On Request
	3	15kW	adjustable from 1 to 10s	32	ATS01N232QN	On Request

**ATS130 - Power Extension of  
ATS01 from 38 Amp to 105 Amp**



- ATS130 Soft motor Starter solution, an alternative to DOL motor Starter for control panel flexibility
- Increase the competitiveness of customer design
  - Reduce space in cabinet
  - Save time during installation
  - Easy commissioning
- No preventive maintenance

Nominal Power in kW			Nominal Current (Amps)	Reference	Unit MRP [₹]
230 Vac	400 Vac	440 Vac			
11	18.5	22	38	ATS130N2D38LT	On Request
11	22	22	45	ATS130N2D45LT	On Request
18.5	30	37	65	ATS130N2D65LT	On Request
22	37	45	73	ATS130N2D73LT	On Request
22	45	45	80	ATS130N2D80LT	On Request
30	55	55	105	ATS130N2C11LT	On Request

**ATS22 - Soft Starter for Utilities (Pump & fan)**



- Embedded shorting contactor
- Size reduction: average of 25% less compare to ATS48 alone (without additional by-pass)
- Full starter and motor protections
- True three phases control
- Modbus in Built

kW (400 V)	Nominal Current (Amps)	Reference	Unit MRP [₹]
<b>Three phase-Supply Voltage: 230V...440V</b>			
7.5	17	ATS22D17Q	On Request
15	32	ATS22D32Q	On Request
22	47	ATS22D47Q	On Request
30	62	ATS22D62Q	On Request
37	75	ATS22D75Q	On Request
45	88	ATS22D88Q	On Request
55	110	ATS22C11Q	On Request
75	140	ATS22C14Q	On Request
90	170	ATS22C17Q	On Request
110	210	ATS22C21Q	On Request
132	250	ATS22C25Q	On Request
160	320	ATS22C32Q	On Request
220	410	ATS22C41Q	On Request
250	480	ATS22C48Q	On Request
315	590	ATS22C59Q	On Request

Please contact Customer Care Center for Stockable and Non stockable status of references.

NORMAL STOCK ITEMS

W.E.F. February 03<sup>rd</sup>, 2025

# Altivar Soft Starter ATS430

From 17A to 590A

The new ATS430 offers effective motor management for standard machines in industrial applications.

## Competitiveness

- **Optimize time from design to operation** thanks to integration in EcoStruxure™ solutions.
- **Reduce overall cost:** No need to add external equipment, as essential functions for efficient motor management are built-in.

## Effective Motor Management

- **Best in class motor control:** Application requirements are mastered by the torque control system, motor and application are monitored.
- **High durability to increase machine uptime:** designed for high reliability level, the ATS430 offers condition monitoring, upgradability and repairability.

## Sustainability

- **Environmental performance:** ATS430 integrates biobased plastic, ASI-certified aluminum and recycled cardboard packaging.
- **Energy efficient:** efficiency > 99.5%, ATS430 is integrated in EcoStruxure™ Power Monitoring Expert



- Device condition monitoring
- Energy and power monitoring
- Cybersecurity best practices
- Torque control system
- Integrated bypass relays

Altivar Soft Starter ATS430

Coming Soon



- Integrated bypass
- Effective
- Performance with Torque Control, the original
- Direct connection to automation (Modbus open style)
- High usability
- Increased uptime and lifetime
- High reliability
- Condition monitoring of the device
- Help to protect your machine operations
- Best Cybersecurity practices
- Role Based Access Control, PIN code

Next Gen Soft Starter for standard industrial machines, normal duty applications, from 17 to 590A.

From 4 to 400kW (3 to 500HP)

Ue = 208 to 600V 3 phase

Us = 115 to 230VAC

Nominal Current (Amps)	Reference	Unit MRP [₹]
<b>Three phase-Supply Voltage: 208V...600V</b>		
17	ATS430D17S6	On Request
32	ATS430D32S6	On Request
47	ATS430D47S6	On Request
62	ATS430D62S6	On Request
75	ATS430D75S6	On Request
88	ATS430D88S6	On Request
110	ATS430C11S6	On Request
140	ATS430C14S6	On Request
170	ATS430C17S6	On Request
210	ATS430C21S6	On Request
250	ATS430C25S6	On Request
320	ATS430C32S6	On Request
410	ATS430C41S6	On Request
480	ATS430C48S6	On Request
590	ATS430C59S6	On Request

Please contact Customer Care Center for Stockable and Non stockable status of references.

NORMAL STOCK ITEMS

W.E.F. February 03<sup>rd</sup>, 2025

## Altivar™ Soft Starter ATS480



The Altivar™ Soft Starter ATS480 is the next evolution of soft starters for digitization, while meeting cybersecurity standard. Designed to address process and infrastructures, ATS480 simplifies projects execution and maximizes the availability of your applications, even in the most demanding environments.

ATS480 builds on the proven robustness and stop/ starting performance of the ATS48. ATS480 extends the lifetime of ATS48 equipment and preserves your initial investment by reusing current design.

### Benefits

#### Reduced engineering time and cost

- The integration of Altivar Soft Starter ATS480 in EcoStruxure™ Apps and software for Automation and Power drastically simplify architecture selection, detailed design and execution.

#### Reliability for your operations

- Highly robust and reliable even for the most demanding applications or in harsh environments
- Flexibility to improve the continuity of service of your applications

#### Cybersecure

- User account management to enforce authorization
- ATS480 has enhance cybersecurity features built-in to restrict or disable port and services
- Threat intelligence to generate security related reports
- Secure boot and firmware upgrade

## Complete solution for Process & Infrastructures projects



Only 1 range 208/690 V from 4 to 900kW



Options and accessories common to Altivar™

Altivar " Soft Starter ATS480 characteristics	
Us Rated operational voltage	208 to 690V
le rated operational current	17 to 1700A
Pe Power range	4 to 900kW
Application type	Normal and heavy duty
Control Type	Torque control, the original
Current limitation	500% Ie up to 700% motor In
Stop mode	Torque ramp, dynamic braking, DC injection
Motor thermal protection	Embedded electronic thermal relay, PTC, PT100
Connectivity	Modbus serial (embedded)
	Modbus TCP
	EtherNet/IP PROFINET PROFIBUS DP CANopen
Markings and Certifications	CE, c.UL.us, CCC, EAC, RCM, UKCA, DNV ABS, BV CCS

Please contact Customer Care Center for Stockable and Non stockable status of references.

NORMAL STOCK ITEMS

W.E.F. February 03<sup>rd</sup>, 2025

# Soft Starter Selection

Refer to the following table to select ATS480 compatible with the ATS48 to substitute.

Legacy offers		→	New offers
ATS48●●●Q 230...415 Vac	ATS48●●●Y 208...690 Vac		ATS480●●●Y 208...690 Vac
ATS48D17Q	ATS48D17Y		ATS480D17Y
ATS48D22Q	ATS48D22Y		ATS480D22Y
ATS48D32Q	ATS48D32Y		ATS480D32Y
ATS48D38Q	ATS48D38Y		ATS480D38Y
ATS48D47Q	ATS48D47Y		ATS480D47Y
ATS48D62Q	ATS48D62Y		ATS480D62Y
ATS48D75Q	ATS48D75Y		ATS480D75Y
ATS48D88Q	ATS48D88Y		ATS480D88Y
ATS48C11Q	ATS48C11Y		ATS480C11Y
ATS48C14Q	ATS48C14Y		ATS480C14Y
ATS48C17Q	ATS48C17Y		ATS480C17Y
ATS48C21Q	ATS48C21Y		ATS480C21Y
ATS48C25Q	ATS48C25Y		ATS480C25Y
ATS48C32Q	ATS48C32Y		ATS480C32Y
ATS48C41Q	ATS48C41Y		ATS480C41Y
ATS48C48Q	ATS48C48Y		ATS480C48Y
ATS48C59Q	ATS48C59Y		ATS480C59Y
ATS48C66Q	ATS48C66Y		ATS480C66Y
ATS48C79Q	ATS48C79Y		ATS480C79Y
ATS48M10Q	ATS48M10Y		ATS480M10Y
ATS48M12Q	ATS48M12Y		ATS480M12Y

The specific legacy references and their functionality are included in the substitution:

Specific Legacy offers	→	New offers
ATS48●●●YS316, ability to set in Delta up to 500 V		
ATS48●●●YS338, tropicalization coating		
ATS48●●●QS338, tropicalization coating		

Please contact Customer Care Center for Stockable and Non stockable status of references.

NORMAL STOCK ITEMS

W.E.F. February 03<sup>rd</sup>, 2025

# Green Premium™

## Enhance sustainability with Altivar™ Soft Starter ATS480

### Superior environmental performance thanks to upgradability and modernization solutions

Altivar™ Soft Starter ATS480 is RoHS and REACH compliant

- Transparent environment information
- Life Cycle Analysis, compliant with ISO 14025
- Circularity Profile

Altivar™ Soft Starter ATS480 brings key benefits to help you achieve superior upgradable performance by enhancing its embedded functionality and performance capabilities for both hardware and software. ATS480 also extends the service life of ATS48 equipment: ATS480 replaces ATS48 while keeping the same footprint, circuit breaker, contactors, cables, and behavior of the process, making way for evolution.

The additional power options and the cybersecurity-compliant firmware upgradability capabilities of the Altivar™ Soft Starter ATS480 can help you to maximize process continuity and operation, as well as reduce your operational expenses, by avoiding the need to replace your soft starter or modify your existing installation as a retrofit.

#### Benefits

- Enable a secure and digital area
- Reduce your engineering time and cost
- Help to secure your operations
- Reduce downtime
- Extend the service life of ATS48 equipment
- Make way for evolution
- Preserve your initial investment



#### Communication and Wi-Fi modules

The additional communication modules allow you to easily integrate Altivar™ Soft Starter ATS480 in your scalable automation system. Together with the Wi-Fi access point, they bring easy access to the real data provided by the soft starter, aiding its digitization and easy integration in Industry 4.0 technologies.

#### Cybersecurity-compliant firmware upgrade

You have the possibility to upgrade the Altivar™ Soft Starter ATS480 firmware. Available on se.com, the firmware is digitally signed and can only be applied if authenticity is verified by the ATS480.



#### Graphic display terminal and dynamic QR code

In addition to the detailed warnings and detected errors available on the removable plain text display terminal, the graphic display terminal provides contextual troubleshooting and direct access to the appropriate page of the documentation via a dynamic QR code.



Experience our offer on [se.com/green-premium](https://se.com/green-premium)

#### Power options (line chokes, bypass contactor)

The power options of Altivar™ Soft Starter ATS480 bring you the possibility to improve the power quality and efficiency of your installation. These options also improve the continuity of service of the installation and its robustness.



Product selector for ATS480



EcoStruxure™ Motor Control Configurator



EcoStruxure™ Motor Management Design

ATS480 in-line								ATS480
Motor nameplate								ATS480
Rated operational voltage (Ue)								
Rated motor power								
230 V	400 V	440 V	500 V	525 V	660 V	690 V		
kW	kW	kW	kW	kW	kW	kW	Reference	Unit MRP ₹
<b>Normal duty applications</b>								
4	7.5	7.5	9	9	11	15	ATS480D17Y	On Request
5.5	11	11	11	11	15	18.5	ATS480D22Y	On Request
7.5	15	15	18.5	18.5	22	22	ATS480D32Y	On Request
9	18.5	18.5	22	22	30	30	ATS480D38Y	On Request
11	22	22	30	30	37	37	ATS480D47Y	On Request
15	30	30	37	37	45	45	ATS480D62Y	On Request
18.5	37	37	45	45	55	55	ATS480D75Y	On Request
22	45	45	55	55	75	75	ATS480D88Y	On Request
30	55	55	75	75	90	90	ATS480C11Y	On Request
37	75	75	90	90	110	110	ATS480C14Y	On Request
45	90	90	110	110	132	160	ATS480C17Y	On Request
55	110	110	132	132	160	200	ATS480C21Y	On Request
75	132	132	160	160	220	250	ATS480C25Y	On Request
90	160	160	220	220	250	315	ATS480C32Y	On Request
110	220	220	250	250	355	400	ATS480C41Y	On Request
132	250	250	315	315	400	500	ATS480C48Y	On Request
160	315	355	400	400	560	560	ATS480C59Y	On Request
-	355	400	-	-	630	630	ATS480C66Y	On Request
220	400	500	500	500	710	710	ATS480C79Y	On Request
250	500	630	630	630	900	900	ATS480M10Y	On Request
355	630	710	800	800	-	-	ATS480M12Y	On Request
<b>Heavy duty applications</b>								
3	5.5	5.5	7.5	7.5	9	11	ATS480D17Y	On Request
4	7.5	7.5	9	9	11	15	ATS480D22Y	On Request
5.5	11	11	11	11	15	18.5	ATS480D32Y	On Request
7.5	15	15	18.5	18.5	22	22	ATS480D38Y	On Request
9	18.5	18.5	22	22	30	30	ATS480D47Y	On Request
11	22	22	30	30	37	37	ATS480D62Y	On Request
15	30	30	37	37	45	45	ATS480D75Y	On Request
18.5	37	37	45	45	55	55	ATS480D88Y	On Request
22	45	45	55	55	75	75	ATS480C11Y	On Request
30	55	55	75	75	90	90	ATS480C14Y	On Request
37	75	75	90	90	110	110	ATS480C17Y	On Request
45	90	90	110	110	132	160	ATS480C21Y	On Request
55	110	110	132	132	160	200	ATS480C25Y	On Request
75	132	132	160	160	220	250	ATS480C32Y	On Request
90	160	160	220	220	250	315	ATS480C41Y	On Request
110	220	220	250	250	355	400	ATS480C48Y	On Request
132	250	250	315	315	400	500	ATS480C59Y	On Request
160	315	355	400	400	560	560	ATS480C66Y	On Request
-	355	400	-	-	630	630	ATS480C79Y	On Request
220	400	500	500	500	710	710	ATS480M10Y	On Request
250	500	630	630	630	900	900	ATS480M12Y	On Request

Please contact Customer Care Center for Stockable and Non stockable status of references.

NORMAL STOCK ITEMS

W.E.F. February 03<sup>rd</sup>, 2025



# Altivar Soft Starter ATS490

From 17A to 1200A



**Green  
Premium™**

Sustainable  
performance,  
by design

Discover the innovative features, and high durability performance of Altivar Soft Starter ATS490 that leads to the optimization of the project cost and provides a holistic vision for energy and asset management. Downtime and maintenance costs are reduced even for the most demanding application keeping safety and security.

## Improve competitiveness

CapEx reduction through integration, removing external devices. OpEx reduction through high durability and data reporting

## Improve sustainability

99.5% efficiency with integrated bypass  
power and energy monitoring  
Plastic with bio-based content (>20%), ASI certified aluminium compliant with REACH and RoHS

## Improve operational resilience

Torque control, the original high durability and integrated condition monitoring

## Cybersecurity certified

IEC 62443-4-2 SL1  
Extend the lifespan with reparability and upgrade

Safe Torque Off certified  
IEC 61508 SIL 1  
IP20 protection degree as standard up to 110A, with protective covers up to 660A



**Certified Cybersecurity Features**



Altivar Soft Starter ATS490

Coming Soon



- Integrated bypass
- Cybersecurity features certified IEC 62443-3-2 SL1
- Safe Torque Off certified IEC61508 SIL1
- Ethernet embedded : Modbus TCP, Ethernet/IP
- Differentiated equipment design to reduce CapEx
- Digital data reporting for Energy, asset management and high durability to reduce OpEx.

Next Gen Soft Starter for process and infrastructure, normal and Heavy duty applications, from 17 to 1200A  
 From 3 to 900kW (1200HP)  
 Ue = 208 to 690V 3 phase  
 Us = 115 to 230VAC

Nominal Current (Amps)	Reference	Unit MRP [₹]
<b>Three phase-Supply Voltage: 208V...690V</b>		
17	ATS490D17Y	On Request
22	ATS490D22Y	On Request
32	ATS490D32Y	On Request
38	ATS490D38Y	On Request
47	ATS490D47Y	On Request
52	ATS490D62Y	On Request
75	ATS490D75Y	On Request
88	ATS490D88Y	On Request
110	ATS490C11Y	On Request
140	ATS490C14Y	On Request
170	ATS490C17Y	On Request
210	ATS490C21Y	On Request
250	ATS490C25Y	On Request
320	ATS490C32Y	On Request
410	ATS490C41Y	On Request
480	ATS490C48Y	On Request
590	ATS490C59Y	On Request
660	ATS490C66Y	On Request
790	ATS490C79Y	On Request
1000	ATS490M10Y	On Request
1200	ATS490M12Y	On Request

Please contact Customer Care Center for Stockable and Non stockable status of references.

NORMAL STOCK ITEMS

W.E.F. February 03<sup>rd</sup>, 2025



## Harmony Relays

Electromechanical, Timer and control Relays

Enhance **operational efficiency and optimize equipment availability** with our widest range of relays. Harmony relays are designed, manufactured, and tested to meet your needs for both wired logic functions and PLC Interfaces.



- **Wide choice:** 1C/O 10 A – 2C/O 5 A, 24 VDC – 230 VAC, multifunctional features
- **Robust installation:** fast-on pin terminal
- **Easy to use:** optional status indication and test function
- **Safe to perform:** feasibility to add protection modules (diode, diode + LED, RC circuit, or varistor + LED)
- **Space saving:** only 16 mm socket for 2C/O
- **Complies:** to CE, UL, CSA, EAC

## RXG Interface Relays NEW

Description	Relay	Control Circuit Voltage (V)		Reference	Unit MRP [₹]
<b>1CO 6 Pin Relay Standard cover lockable test button</b>					
Without LED indicator	1 CO - 10 A	24V	DC	RXG11BD	580
	1 CO - 10 A	120V	AC	RXG11F7	764
	1 CO - 10 A	230V	AC	RXG11P7	721
With LED indicator	1 CO - 10 A	24V	DC	RXG12BD	654
	1 CO - 10 A	120V	AC	RXG12F7	785
	1 CO - 10 A	230V	AC	RXG12P7	785
<b>2CO 8 Pin Relay Standard cover lockable test button</b>					
Without LED indicator	2 CO - 5 A	24V	DC	RXG21BD	653
	2 CO - 5 A	120V	AC	RXG21F7	792
	2 CO - 5 A	230V	AC	RXG21P7	777
With LED indicator	2 CO - 5 A	24V	DC	RXG22BD	726
	2 CO - 5 A	120V	AC	RXG22F7	873
	2 CO - 5 A	230V	AC	RXG22P7	873
<b>Sockets for relay</b>					
For Relay RXG1, screw				RGZE1S35M	362
For Relay RXG2, screw				RGZE1S48M	400



## Easy Harmony RXG NEW

Description	Relay	Control Circuit Voltage (V)		Reference	Unit MRP [₹]
<b>1CO 6 Pin Relay Standard (without Test button)</b>					
With LED	1 CO - 10 A	24	DC	RXG16BD	314
	1 CO - 10 A	230	AC	RXG16P7	376
Without LED	1 CO - 10 A	24	DC	RXG18BD	282
	1 CO - 10 A	230	AC	RXG18P7	339
Socket				RGZE05E	157
<b>2CO 8 Pin Relay Basic cover (without Test button)</b>					
With LED	2 CO - 5 A	24	DC	RXG26BD	376
	2 CO - 5 A	230	AC	RXG26P7	418
Without LED	2 CO - 5 A	24	DC	RXG28BD	339
	2 CO - 5 A	230	AC	RXG28P7	376
Socket				RGZE08E	173

Please contact Customer Care Center for Stockable and Non stockable status of references.

✔ NORMAL STOCK ITEMS

W.E.F. February 03<sup>rd</sup>, 2025



- 5A relay with 2C/O contacts or 3A relay with 4 C/O contacts
- Mechanical indicator with transparent cover
- Power On<sup>®</sup> LED for readiness
- Socket for both DIN-rail and panel mounting
- Eco-design with ROHS, CE, GOST

## RXM Miniature Relays

Description	Relay	Control Circuit Voltage (V)		Reference	Unit MRP [₹]	
<b>2 CO 8 Pin relays Without lockable test button</b>						
Without LED indicator	2 CO - 5 A	24V	DC	RXM2LB1BD	435	
	2 CO - 5 A	24V	AC	RXM2LB1B7	455	
	2 CO - 5 A	120V	AC	RXM2LB1F7	455	
	2 CO - 5 A	230V	AC	RXM2LB1P7	445	
With LED indicator	2 CO - 5 A	24V	DC	RXM2LB2BD	468	
	2 CO - 5 A	48V	DC	RXM2LB2ED	502	
	2 CO - 5 A	24V	AC	RXM2LB2B7	502	
	2 CO - 5 A	120V	AC	RXM2LB2F7	502	
	2 CO - 5 A	230V	AC	RXM2LB2P7	468	
	<b>4 CO 14 Pin relays Without lockable test button</b>					
	Without LED indicator	4 CO - 3 A	12V	DC	RXM4LB1JD	615
		4 CO - 3 A	24V	DC	RXM4LB1BD	502
4 CO - 3 A		24V	AC	RXM4LB1B7	552	
4 CO - 3 A		230V	AC	RXM4LB1P7	502	
With LED indicator	4 CO - 3 A	12V	DC	RXM4LB2JD	566	
	4 CO - 3 A	24V	DC	RXM4LB2BD	530	
	4 CO - 3 A	48V	DC	RXM4LB2ED	566	
	4 CO - 3 A	24V	AC	RXM4LB2B7	566	
	4 CO - 3 A	120V	AC	RXM4LB2F7	566	
	4 CO - 3 A	230V	AC	RXM4LB2P7	530	

Description	Type	Reference	Unit MRP [₹]
<b>Sockets</b>			
Mixed,screw clamp term, for RXM2L range	Socket	RXZE1M2C	220
Mixed,screw clamp term, for RXM4L range	Socket	RXZE1M4C	281
Metal clamp for RXZE1M2C	Accessory	RXZ420	52

Please contact Customer Care Center for Stockable and Non stockable status of references.

NORMAL STOCK ITEMS

W.E.F. February 03<sup>rd</sup>, 2025

Description	Connection	Relay Type	Reference	Unit MRP ₹
<b>Sockets for RXMNB Relays</b>				
Mixed	Screw Clamp connector	RXM2N	RXZE2M2N	235
Mixed	Screw Clamp connector	RXM4N	RXZE2M4N	268

**RPM Power Relay**

Description	Relay	Control Circuit Voltage (V)	Reference	Unit MRP ₹	
<b>Power Relay</b>					
With LED Indicators	1 CO - 15 A	24V	DC	RPM12BD	907
	2 CO - 15 A	24 V	DC	RPM22BD	1204
	2 CO - 15 A	120V	AC	RPM22F7	1618
	2 CO - 15 A	230V	AC	RPM22P7	1357
	3 CO - 15 A	24V	DC	RPM32BD	1532
	3 CO - 15 A	230V	AC	RPM32P7	1563
	4 CO - 15 A	24V	DC	RPM42BD	1473
	4 CO - 15 A	110V	DC	RPM42FD	1597
	4 CO - 15 A	24V	AC	RPM42B7	1457
	4 CO - 15 A	110V	AC	RPM42F7	1636
	4 CO - 15 A	230V	AC	RPM42P7	1447

Description	Connection	Relay Type	Reference	Unit MRP ₹
<b>Sockets</b>				
Mixed	Screw Clamp connector	RPM1	RPZF1	584
Mixed	Screw Clamp connector	RPM2	RPZF2	586
Mixed	Screw Clamp connector	RPM3	RPZF3	1035
Mixed	Screw Clamp connector	RPM4	RPZF4	1000
<b>Clips And Legends</b>				
Metal maintaining clamp - for relay socket RPZF1			RPZR235	157

Please contact Customer Care Center for Stockable and Non stockable status of references.

NORMAL STOCK ITEMS

W.E.F. February 03<sup>rd</sup>, 2025



- High-performance EMR Relays to ensure machine and system availability.
- Flexible choices with different contact numbers, current, and control coil voltages.
- 12A relay with 2C/O contacts or 6A relay with 4 C/O contacts
- One step lockable test button
- Mechanical indicator for contact status
- Power on" LED for readines

## RXM Miniature Relays

Description	Relay	Control Circuit Voltage (V)	Reference	Unit MRP [₹]
<b>2CO 8 Pin Relay Standard cover lockable test button</b>				
Without LED indicator	2 CO - 12 A	12V	DC RXM2AB1JD	685
	2 CO - 12 A	24V	DC RXM2AB1BD	659
	2 CO - 12 A	48V	DC RXM2AB1ED	723
	2 CO - 12 A	110V	DC RXM2AB1FD	691
	2 CO - 12 A	48V	AC RXM2AB1E7	685
	2 CO - 12 A	120V	AC RXM2AB1F7	685
	2 CO - 12 A	230V	AC RXM2AB1P7	659
<b>2CO 8 Pin Relay Standard cover lockable test button</b>				
With LED Indicator	2 CO - 12 A	12V	DC RXM2AB2JD	715
	2 CO - 12 A	24V	DC RXM2AB2BD	685
	2 CO - 12 A	48V	DC RXM2AB2ED	755
	2 CO - 12 A	110V	DC RXM2AB2FD	702
	2 CO - 12 A	24V	AC RXM2AB2B7	710
	2 CO - 12 A	48V	AC RXM2AB2E7	702
	2 CO - 12 A	120V	AC RXM2AB2F7	715
2 CO - 12 A	230V	AC RXM2AB2P7	685	
<b>4CO 14 Pin Relay Standard cover with lockable test button</b>				
Without LED indicator	4 CO - 6 A	12V	DC RXM4AB1JD	820
	4 CO - 6 A	24V	DC RXM4AB1BD	820
	4 CO - 6 A	48V	DC RXM4AB1ED	914
	4 CO - 6 A	110V	DC RXM4AB1FD	914
	4 CO - 6 A	24V	AC RXM4AB1B7	837
	4 CO - 6 A	48V	AC RXM4AB1E7	860
	4 CO - 6 A	120V	AC RXM4AB1F7	837
4 CO - 6 A	230V	AC RXM4AB1P7	837	
<b>4 CO 14 Pin Relay Standard cover with lockable test button</b>				
With LED Indicator	4 CO - 6 A	12V	DC RXM4AB2JD	956
	4 CO - 6 A	24V	DC RXM4AB2BD	908
	4 CO - 6 A	48V	DC RXM4AB2ED	956
	4 CO - 6 A	110V	DC RXM4AB2FD	956
	4 CO - 6 A	24V	AC RXM4AB2B7	974
	4 CO - 6 A	48V	AC RXM4AB2E7	974
	4 CO - 6 A	120V	AC RXM4AB2F7	974
4 CO - 6 A	230V	AC RXM4AB2P7	926	

## RXM Miniature Relays

Description	Connection	Relay Type	Thermal Current (Ith)	Reference	Unit MRP [₹]
<b>Sockets</b>					
Mixed contact	Screw Clamp	RXM2* / RXM4*	10A	RXZE2M114	344
	Screw Connector	RXM2* / RXM4*	10A	RXZE2M114M	309
Separate	Screw Connector	RXM2*	12A	RXZE2S108M	358
	Screw Connector	RXM3*	10A	RXZE2S111M	396
	Screw Connector	RXM4*	10A	RXZE2S114M	423

Description	Voltage V	For use with	Reference	Unit MRP [₹]
<b>Sockets</b>				
Diode	6...250 V DC	All Aockets	RXM040W	161
RC Circuit	24..60 V AC	All Aockets	RXM041BN7	173
	110..240 V AC	All Aockets	RXM041FU7	173
Varistor	6..24 V AC/DC	All Aockets	RXM021RB	203
	24..60 V AC/DC	All Aockets	RXM021BN	203
	110..240 V AC/DC	All Aockets	RXM021FP	193

Please contact Customer Care Center for Stockable and Non stockable status of references.

NORMAL STOCK ITEMS

W.E.F. February 03<sup>rd</sup>, 2025



## RE17 Electronic Timers



Description	Supply Voltage	Time Range	Output	Reference	Unit MRP [₹]
<b>RE10 Timers</b>					
MultiFunction	24 V DC, 24...240 V AC	1 s .. 100 h	1 CO	RE10RMMU	2126
<b>RE17 Timers</b>					
On Delay	24 ...240 V AC/DC	0.1 s .. 100 h	1 CO SS	RE17LAMW	2994
Off -delay	24 ...240 V AC	1 s .. 100 h	1 CO SS	RE17LCBM	3501
Interval on delay	24 ...240 V AC	1 s .. 100 h	1 CO SS	RE17LHBM	4479
Asymmetrical flashing	24 ...240 V AC	1 s .. 100 h	1 CO SS	RE17LLBM	3680
Multifunction	24 ...240 V AC	1 s .. 100 h	1 CO SS	RE17LMBM	3605
On Delay	24 VDC /24...240 VAC	1 s .. 100 h	1 CO	RE17RAMU	2809
Single Interval	24 VDC /24...240 VAC	1 s .. 100 h	1 CO	RE17RBMU	4175
Off- Delay	24 VDC /24...240 VAC	1 s .. 100 h	1 CO	RE17RCMU	2938
Interval on delay	24 VDC /24...240 VAC	1 s .. 100 h	1 CO	RE17RHMU	3022
Asymmetrical flashing	24 VDC /24...240 VAC	1 s .. 100 h	1 CO	RE17RLMU	3928
Multifunction	12 V DC	1 s .. 100 h	1 CO	RE17RMJU	3715
Multifunction	24 VDC /24...240 VAC	1 s .. 100 h	1 CO	RE17RMMU	3611
Multifunction	12 ...240 VAC/DC	0.1 s .. 100 h	1 CO	RE17RMMW	4022
Multifunction	12 ...240 VAC/DC	0.1 s .. 100 h	1 CO	RE17RMMWS	4332
Multifunction	24 VDC /24...240 VAC	0.1 s .. 100 h	1 CO	RE17RMXMU	4543
Multifunction	24 VDC /24...240 VAC	0.1 s .. 10 h	1 CO	RE17RMEMU	3564



## RE22 Electronic Timers

Description	Supply Voltage	Time Range	Output	Reference	Unit MRP [₹]
<b>RM22 Timers</b>					
On Delay	24 ...240 V AC/DC	0.05s...300h	1 CO	RE22R1AMR	5181
Off Delay	24 ...240 V AC/DC	0.05s...300h	1 CO	RE22R1CMR	9845
Off Delay	24 ...240 V AC/DC	0.05s...10min	1 CO	RE22R1KMR	11681
Asymmetrical flashing	24 ...240 V AC/DC	0.05s...300h	1 CO	RE22R1MLMR	8138
Multi function	24 ...240 V AC/DC	0.05s...300h	1 CO	RE22R1MYMR	7925
Start Delta	24 VDC /24...240 VAC	0.05s...300s	1 CO	RE22R1QCMU	6173
Start Delta	24 VDC /24...240 VAC	1s...100h	1 CO	RE22R1QMU	5844
On Delay	24 ...240 V AC/DC	0.05s...300h	2 CO	RE22R2AMR	9947
Off Delay	24 VDC /24...240 VAC	1s...100h	2 CO	RE22R2AMU	4888
Off Delay	24 ...240 V AC/DC	0.05s...300h	2 CO	RE22R2CMR	14335
Asymmetrical flashing	24 ...240 V AC/DC	0.05s...300h	2 CO	RE22R2DMR	8138
Off Delay	24 ...240 V AC/DC	0.05s...10min	2 CO	RE22R2KMR	14310
Multi function	24 ...240 V AC/DC	1s...100h	2 CO	RE22R2MMU	4909
Multi function	12 ...240 VAC/DC	1s...100h	2 CO	RE22R2MMW	5608
Multi function	24 ...240 V AC/DC	0.05s...300h	2 CO	RE22R2MYMR	15969
Start Delta	24 ...240 V AC/DC	0.05s...30s	2 CO	RE22R2QEMR	7495
Start Delta	24 ...240 V AC/DC	0.05s...300h	2 CO	RE22R2QGMR	11220
Start Delta	24 ...240 V AC/DC	0.05s...300h	2 CO	RE22R2QTMR	7885

Please contact Customer Care Center for Stockable and Non stockable status of references.

NORMAL STOCK ITEMS

W.E.F. February 03<sup>rd</sup>, 2025



## Control - Monitoring & Control Relays

Description	Supply Voltage	Measurement Range	Time Range	Output	Reference	Unit MRP [₹]
<b>RM10 Measurement &amp; Control Relays</b>						
3 Phase Multifunction	Self Powered	208...480 VAC	-	1 CO	RM10TE00	3121
3 Phase Multifunction	Self Powered	183...528 VAC	-	1 CO	RM10TG00	2880
<b>RM17 Measurement &amp; Control Relays ( self Powered)</b>						
3 Ø: Phase loss/ Phase sequence	Self Powered	208...480 VAC	-	1 CO	RM17TG00	14984
3 Ø: Phase loss/ Phase sequence	Self Powered	208...440 VAC	-	2 CO	RM17TG20	4005
Phase Sequence, Phase,loss,Undervoltage	Self Powered	208...480 VAC	-	1 CO	RM17TU00	8052
Phase Sequence, Phase,loss, Asymmetry	Self Powered	208...480 VAC	-	1 CO	RM17TA00	9839
Multifunction	Self Powered	208...480 VAC	-	1 CO	RM17TE00	25686
1 phase under or overvoltage control	Self Powered	65 to 260 VAC/DC	0.1 - 10 s	1 CO	RM17UAS15	8052
1 phase/ under or overvoltage control in window	Self Powered		0.1 - 10 s	1 CO	RM17UBE15	21173

Description	Supply Voltage	Measurement Range	Time Range	Output	Reference	Unit MRP [₹]
<b>RM22 Measurement &amp; Control Relays</b>						
Phase loss/ Phase sequence	Self powered	208...480 VAC	-	2 CO	RM22TG20	6094
Multifunction	Self powered	208...480 VAC	0.1..30 s	2 CO	RM22TR33	4744
Phase Sequence, Phase,loss,Undervoltage	Self powered	208...480 VAC	-	2 CO	RM22TU23	8069
Under or overvoltage	24...240 VAC	1...100 VAC/DC	0.1..30 s	2 CO	RM22UA32MR	12322
Under or overvoltage	24...240 VAC	15...500 VAC/DC	0.1..30 s	2 CO	RM22UA33MR	10820
Under or overcurrent	24...240 VAC	4mA...1A	0.1..30 s	2 CO	RM22JA31MR	11506
Level Control	24...240 VAC	4K...100K ohm	-	1 CO	RM22LG11MR	6153
<b>RM35 Measurement &amp; control relays</b>						
Multifunction	Self powered	220...480 VAC	-	2C/O	RM35TF30	On Request
Under or overvoltage P-N	Self powered	120...277 VAC	-	2C/O	RM35UB3N30	On Request
Over or undervoltage	24...240 VAC/DC	15...600 VAC/DC	-	2C/O	RM35UA13MW	On Request
Over or undercurrent	24...240 VAC/DC	0.15...15A	-	2C/O	RM35JA32MW	On Request
Liquid level control	24...240 VAC/DC	-	-	2C/O	RM35LM33MW	On Request
Under or overspeed	24...240 VAC/DC	-	-	1 C/O	RM35S0MW	On Request

Please contact Customer Care Center for Stockable and Non stockable status of references.

NORMAL STOCK ITEMS

W.E.F. February 03<sup>rd</sup>, 2025



# Easy Harmony SSP1\*E

Single-phase panel mount solid-state relay

NEW



## Product description

- Input voltage: 4-32V DC
- Load voltage: 20-300V AC
- Load current: 10A, 25A, 50A, 75A, 90A, 125A
- Switching mode: Zero-voltage switching
- Certifications: CE, UL, UKCA, WEEE, RoHS, REACH

## Reliable performance parameters

- Excellent surge current capability to withstand 10 times of the rated load current
- Extended electrical lifespan due to lower leakage current value of less than 1mA in OFF state
- Improved electrical safety with enhanced insulation performance at 300V AC or below, and further reducing the risk of leakage current

## Easy to setup and operate

- Fast and easy wiring through flip-up design of transparent cover on the terminals
- Simple setup with single-box packaging, where all models comes with
- Standard thermal pad for reducing the gluing process resulting in clean backplane and enhancing cooling performance

## Application: electric heating

- Packaging machinery
- Rubber and plastics
- Lithium battery
- Solar power
- Textile
- Glass tempering furnace
- Mold temperature control system



- **Maintenance free:** fully electronic, unlimited life span
- **High switching frequency:** allows precise and quick control
- **Silent and reliable switching:** no moving parts, noiseless switching
- **Sustainability in harsh environment:** Resistance to shock, vibration, and contamination
- **Application:** Heating Control Application

## Panel Mount SSR

Description	Voltage Range		Load Current A	Reference	Unit MRP [₹]
	Control Input V	Load Output V			
<b>Relays with embedded thermal pad</b>					
Zero Voltage Switching	4...32V DC	20...300V AC	10	SSP1A110BDE	1142
	4...32V DC	20...300V AC	25	SSP1A125BDE	1280
	4...32V DC	20...300V AC	50	SSP1A150BDE	1712
	4...32V DC	20...300V AC	75	SSP1A175BDE	2287
	4...32V DC	20...300V AC	90	SSP1A190BDE	2400
	4...32V DC	20...300V AC	125	SSP1A1125BDE	3261

Description	Relay Supported	Thermal resistance °C/W	Reference	Unit MRP [₹]
<b>Heat sinks for Customer assembly</b>				
Panel Mount	SSP1A190BDE , SSP1A1125BDE	0.56	SSP1HP06	1862
	SSP1A150BDE, SSP1A175BDE	0.69	SSP1HP07	1257
	SSP1A110BDE, SSP1A125BDE	0.82	SSP1HP08	685

Please contact Customer Care Center for Stockable and Non stockable status of references.

NORMAL STOCK ITEMS

W.E.F. February 03<sup>rd</sup>, 2025



# Easy Harmony Electronic Relays

The easy choice for timer and control relays

Coming Soon

- **Cost-effective:**  
Essential choice with optimized function features
- **Space saving:**  
Compact size in 17.5mm form factor
- **Easy selection:**  
Six references to meet most of the application needs
- **Meets international industrial standards:**  
cULus, CE, CCC, and UKCA



RM10: Control relays



RE10: Timer relays



[se.com/in](http://se.com/in)



RM10 series

Control relays with the basic, standard or advanced monitoring function of 3 phase power network that feeds to the customer application.

## Harmony 3 Phase Control Relays

Description	Range	Voltage	Output	Reference	Unit MRP [₹]
<b>Basic:</b> Phase sequence, phase loss	-	208...480Vac	1CO, 5A	RM10TG00N	On Request
<b>Standard:</b> Phase sequence, phase loss, phase imbalance	0...15s	208...480Vac	1CO, 5A	RM10TA00N	On Request
<b>Advanced:</b> Phase sequence, phase loss, phase imbalance, over voltage and under voltage	0...100s	208...480Vac	1CO, 5A	RM10TE00N	On Request



RE10 series

Timer relays with single time function, to fulfill customer application needs with simple hard-wired timing control.

## Harmony Timer Relays

Description	Range	Voltage	Output	Reference	Unit MRP [₹]
<b>Single function:</b> ON delay	0...30hrs	240VAC or 24VAC/DC	1CO, 5A	RE10RAMUN	On Request
<b>Single function:</b> OFF delay	0...30hrs	240VAC or 24VAC/DC	1CO, 5A	RE10RCMUN	On Request
<b>Single function:</b> Star-delta	0...120s	240 VAC	1CO, 5A	RE10RQM7N	On Request

## Adapted to your applications, segments and operating environments



Pumping



Fan



Motor



Generator



Material working



Material handling



MMM

Please contact Customer Care Center for Stockable and Non stockable status of references.

NORMAL STOCK ITEMS

W.E.F. February 03<sup>rd</sup>, 2025



## Control & Signaling Unit

Push Buttons, Switches and Pilot Lights

## Pilot lights

Description	Supply Voltage	Colour	Reference	Unit MRP [₹]
      	~/- 12V	White	XA2EVJ1LC	217
	~/- 12V	Green	XA2EVJ3LC	194
	~/- 12V	Red	XA2EVJ4LC	194
	~/- 12V	Amber	XA2EVJ5LC	194
	~/- 12V	Blue	XA2EVJ6LC	288
	~/- 12V	Yellow	XA2EVJ8LC	194
	~/- 24V	White	XA2EVB1LC	217
	~/- 24V	Green	XA2EVB3LC	194
	~/- 24V	Red	XA2EVB4LC	194
	~/- 24V	Amber	XA2EVB5LC	194
	~/- 24V	Blue	XA2EVB6LC	288
	~/- 24V	Yellow	XA2EVB8LC	194
	~/- 30V	White	XA2EVC1LC	217
	~/- 30V	Green	XA2EVC3LC	194
	~/- 30V	Red	XA2EVC4LC	194
	~/- 30V	Amber	XA2EVC5LC	194
	~/- 30V	Blue	XA2EVC6LC	288
	~/- 30V	Yellow	XA2EVC8LC	194
	~/- 48V	White	XA2EVE1LC	217
	~/- 48V	Green	XA2EVE3LC	194
	~/- 48V	Red	XA2EVE4LC	194
	~/- 48V	Amber	XA2EVE5LC	194
	~/- 48V	Blue	XA2EVE6LC	288
	~/- 48V	Yellow	XA2EVE8LC	194
	~/- 60...63.5 V	White	XA2EVEE1LC	217
	~/- 60...63.5 V	Green	XA2EVEE3LC	194
	~/- 60...63.5 V	Red	XA2EVEE4LC	194
	~/- 60...63.5 V	Amber	XA2EVEE5LC	194
	~/- 60...63.5 V	Blue	XA2EVEE6LC	288
	~/- 60...63.5 V	Yellow	XA2EVEE8LC	194
	~/- 110 V	White	XA2EVF1LC	225
	~/- 110 V	Green	XA2EVF3LC	194
	~/- 110 V	Red	XA2EVF4LC	194
	~/- 110 V	Amber	XA2EVF5LC	194
	~/- 110 V	Blue	XA2EVF6LC	318
	~/- 110 V	Yellow	XA2EVF8LC	194
	- 220 V	White	XA2EVMD1LC	270
	- 220 V	Green	XA2EVMD3LC	261
	- 220 V	Red	XA2EVMD4LC	245
	- 220 V	Amber	XA2EVMD5LC	270
	- 220 V	Blue	XA2EVMD6LC	545
	- 220 V	Yellow	XA2EVMD8LC	245
	~ 220 ... 230 V	White	XA2EVM1LC	217
	~ 220 ... 230 V	Green	XA2EVM3LC	194
	~ 220 ... 230 V	Red	XA2EVM4LC	194
	~ 220 ... 230 V	Amber	XA2EVM5LC	194
	~ 220 ... 230 V	Blue	XA2EVM6LC	288
	~ 220 ... 230 V	Yellow	XA2EVM8LC	194
~ 380 ... 400 V	White	XA2EVQ1LC	298	
~ 380 ... 400 V	Green	XA2EVQ3LC	298	
~ 380 ... 400 V	Red	XA2EVQ4LC	288	
~ 380 ... 400 V	Amber	XA2EVQ5LC	318	
~ 380 ... 400 V	Blue	XA2EVQ6LC	641	
~ 380 ... 400 V	Yellow	XA2EVQ8LC	288	

Please contact Customer Care Center for Stockable and Non stockable status of references.

NORMAL STOCK ITEMS

W.E.F. February 03<sup>rd</sup>, 2025

# XB5/XB7 Plastic Pushbutton

(Lot size 20 nos.)

## Pushbuttons

Description	Contacts	Color	Reference	Unit MRP [₹]
<b>Pushbuttons plastic circular bezel - complete, spring return</b>				
Flush unmarked	1 NO	White	XB5AA11N	197
Flush unmarked	1 NO	Black	XB5AA21N	189
Flush unmarked	1 NO	Green	XB5AA31N	189
Flush unmarked	1 NO	Yellow	XB5AA51N	189
Flush unmarked	1 NO	Blue	XB5AA61N	189
Flush unmarked	1 NC	Red	XB5AA42N	189
Flush unmarked	1 NO	Red	XB5AA41N	189
Projecting	1 NC	Red	XB5AL42N	229
Double headed Pushbutton	1 NO + 1 NC	Green	XB5AL845N	1335
Flush with silicon transparent boot	1 NO	Green	XB5AP31N	288

## Illuminated Pushbuttons

Description	Contacts	Color	Reference	Unit MRP [₹]
<b>Illuminated Pushbuttons plastic circular bezel - complete, Clear Lens</b>				
Flush Integral LED 24V AC/DC	1 NO	White	XB5AW31B1N	554
Flush Integral LED 24V AC/DC	1 NO	Green	XB5AW33B1N	554
Flush Integral LED 24V AC/DC	1 NC	Red	XB5AW34B2N	554
Flush Integral LED 24V AC/DC	1 NO	Yellow	XB5AW35B1N	554
Flush Integral LED 24V AC/DC	1 NO	Amber	XB5AW38B1N	619
Flush Integral LED 24V AC/DC	1 NO	Blue	XB5AW36B1N	1020
Flush Integral LED 110V AC	1 NO	Green	XB5AW33G1N	674
Flush Integral LED 110V AC	1 NC	Red	XB5AW34G2N	674
Flush Integral LED 230V AC	1 NO	White	XB5AW31M1N	559
Flush Integral LED 230V AC	1 NO	Green	XB5AW33M1N	554
Flush Integral LED 230V AC	1 NC	Red	XB5AW34M2N	554
Flush Integral LED 230V AC	1 NO	Yellow	XB5AW35M1N	554
Flush Integral LED 230V AC	1 NO	Amber	XB5AW38M1N	619
Flush Integral LED 230V AC	1 NO	Blue	XB5AW36M1N	1020

\* Clear type illuminated Push buttons are provided with striated lenses.

## Pilot Lights

Description	Supply Voltage V	Color	Reference	Unit MRP [₹]
<b>With smooth lens (except clear colour)</b>				
Direct Integral LED	24V AC/DC	White	XB7EV01BPN	301
Direct Integral LED	24V AC/DC	Green	XB7EV03BPN	280
Direct Integral LED	24V AC/DC	Red	XB7EV04BPN	280
Direct Integral LED	24V AC/DC	Yellow	XB7EV05BPN	280
Direct Integral LED	24V AC/DC	Amber	XB7EV08BPN	280
Direct Integral LED	24V AC/DC	Blue	XB7EV06BPN	574
Direct Integral LED	120V AC	White	XB7EV01GPN	335
Direct Integral LED	120V AC	Green	XB7EV03GPN	280
Direct Integral LED	120V AC	Red	XB7EV04GPN	280
Direct Integral LED	120V AC	Yellow	XB7EV05GPN	309
Direct Integral LED	120V AC	Amber	XB7EV08GPN	280
Direct Integral LED	120V AC	Blue	XB7EV06GPN	639
Direct Integral LED	230V AC	White	XB7EV01MPN	301
Direct Integral LED	230V AC	Green	XB7EV03MPN	280
Direct Integral LED	230V AC	Red	XB7EV04MPN	280
Direct Integral LED	230V AC	Yellow	XB7EV05MPN	280
Direct Integral LED	230V AC	Amber	XB7EV08MPN	280
Direct Integral LED	230V AC	Blue	XB7EV06MPN	574

\* Clear type pilot lights are provided with striated lens.

Please contact Customer Care Center for Stockable and Non stockable status of references.

NORMAL STOCK ITEMS

W.E.F. February 03<sup>rd</sup>, 2025

**Selector Switch**

Description	Type	Contacts	Color	Reference	Unit MRP [₹]
<b>Selector Switch-Complete( Non-Illuminated)</b>					
Stanadard Handle	2 Position stay put	1 NO	Black	XB5AD21N	466
	2 Position spring return, right to left	1 NO	Black	XB5AD41N	740
	3 Position stay put	2 NO	Black	XB5AD33N	508
	3 Position spring return to center	2 NO	Black	XB5AD53N	540
	3 Position spring return, left to center	2 NO	Black	XB5AD73N	631
	3 Position spring return, right to center	2 NO	Black	XB5AD83N	645
Long Handle	2 Position stay put	1 NO	Black	XB5AJ21N	523
	3 Position stay put	2 NO	Black	XB5AJ33N	559
	3 Spring return to center	2 NO	Black	XB5AJ53N	544
Key Switch	2 Position stay put L- Key release	1 NO	Black	XB5AG21N	712
	2 Position stay put R-L Key release	1 NO	Black	XB5AG41N	760
	2 Position spring return, right to left, L	1 NO	Black	XB5AG61N	1350
	3 Position stay put, All pos Key release	2 NO	Black	XB5AG03N	604
	3 Position stay put, Center Key release	2 NO	Black	XB5AG33N	834
	3 Position stay put, R-L Key release	2 NO	Black	XB5AG53N	844

Description	Supply Voltage	Contacts	Color	Reference	Unit MRP [₹]
<b>Illuminated Selector Switch-Complete</b>					
2 Position Stay put	24 VAC/ DC	1 NO	White	XB5AK121B1N	1024
	24 VAC/ DC	1 NO	Green	XB5AK123B1N	799
	24 VAC/ DC	1 NC	Red	XB5AK124B2N	799
	24 VAC/ DC	1 NO	Yellow	XB5AK125B1N	799
2 Position Spring Return	24 VAC/ DC	1 NO	Green	XB5AK143B1N	1556
2 Position Stay put	230V AC	1 NO	White	XB5AK121M1N	1024
	230V AC	1 NO	Green	XB5AK123M1N	799
	230V AC	1 NC	Red	XB5AK124M2N	799
	230V AC	1 NO	Yellow	XB5AK125M1N	887
2 Position Spring Return	230V AC	1 NC	Red	XB5AK144M2N	2040
3 Position Stay put	24 VAC/ DC	2 NO	Green	XB5AK133B3N	835
	24 VAC/ DC	1 NO+1 NC	Red	XB5AK134B5N	929
3 Position Spring Return	24 VAC/ DC	2 NO	White	XB5AK151B3N	1011
	24 VAC/ DC	2 NO	Green	XB5AK153B3N	836
	24 VAC/ DC	2 NO	Yellow	XB5AK155B3N	1356
3 Position Stay put	230 VAC	2 NO	Green	XB5AK133M3N	835
	230 VAC	1 NO+1 NC	Red	XB5AK134M5N	929
	230 VAC	2 NO	Yellow	XB5AK135M3N	975
3 Position Spring Return	230 VAC	2 NO	White	XB5AK151M3N	909
	230 VAC	2 NO	Green	XB5AK153M3N	836
	230 VAC	2 NO	Yellow	XB5AK155M3N	1356

**Mushhead Pushbutton**

Description	Dia of Head	Type of Contact	Colour	Reference	Unit MRP [₹]
<b>Mushroom Head Pushbuttons</b>					
Spring return	40	1 NO	Black	XB5AC21N	369
	40	1 NO	Green	XB5AC31N	369
	40	1 NC	Red	XB5AC42N	369
	60	1 NO	Green	XB5AR31N	509
<b>Emergency Switching Off Mushroom Head push button</b>					
Turn to release	30	1 NC	Red	XB5AS442N	359
Turn to release	40	1 NC	Red	XB5AS542N	359
Key release (n°155)	40	1 NC	Red	XB5AS142N	655
Trigger action Turn to release	40	1 NO+ 1 NC	Red	XB5AS8445N	844
Trigger action key to release	40	1 NO+ 1 NC	Red	XB5AS9445N	835

Please contact Customer Care Center for Stockable and Non stockable status of references.

NORMAL STOCK ITEMS

W.E.F. February 03<sup>rd</sup>, 2025



# XB5/XB7 Plastic Pushbutton (Lot size 20 nos.)

## Illuminated Pushbutton with yellow LED

Description	Supply Voltage	Type of Contact	Color	Reference	Unit MRP [₹]
<b>Double Headed Pushbuttons (Spring return)</b>					
1 flush push (marked "I") 1 pilot light 1 projecting push (marked "O")	24V AC/DC	NO+NC	Green+Red	XB5AW84B5N	1324
	230V AC	NO+NC	Green+Red	XB5AW84M5N	1324
<b>Illuminated Emergency Switching Off Pushbutton ( Mushroom head)</b>					
Turn to release	24V AC/DC	NC	Red	XB5AW74B2N	1140
	230V AC	NC	Red	XB5AW74M2N	1212

## Accessories

Description	Marking on Yellow background	Color	Reference	Unit MRP [₹]
<b>Double Headed Pushbuttons (Spring return)</b>				
Circular Legends for Emergency stop function	Emergency Stop	Yellow	ZBY9330N	139

Description	Contact Type	Reference	Unit MRP [₹]
<b>Contact blocks with screw clamp terminal connections</b>			
Single contact block	1 NO	ZBE101N	111
Single contact block	1 NC	ZBE102N	111

Description	Reference	Unit MRP [₹]
<b>Contact blocks with screw clamp terminal connections</b>		
Boot for cylindrical flush PB	ZBPAN	75

## Biometric Switches

Description	Reference	Unit MRP [₹]
Bistable biometric switch, 24 V DC - PNP - by 2m cable	XB5S1B2L2	42288
Bistable biometric switch, 24 V DC - PNP - by M12 connector	XB5S1B2M12	44615
Monostable biometric switch, 24 V DC - PNP - by 2m cable	XB5S2B2L2	42843
Monostable biometric switch, 24 V DC - PNP - by M12 connector	XB5S2B2M12	44478

Please contact Customer Care Center for Stockable and Non stockable status of references.

NORMAL STOCK ITEMS

W.E.F. February 03<sup>rd</sup>, 2025



## Easy Harmony XB2

Just enough robust switch with added strength

Reliable, flexible and just enough



Easy Harmony XB2 Ø 22 mm metal modular push buttons and switches, are the basic products perfectly suited to meet majority of installation requirements, with metal features for added strength.

Designed for robust applications without compromising on ease of use, safety, flexibility and availability. Providing just enough and a little more.

### Target Segments

Consumer packaging, material working, textile machine, printing, hoisting, process control, lift and elevator.

# Easy Harmony XB2



## Ø 22 mm metal modular push buttons and switches

### Fit for purpose

- Designed to be used in numerous control and signaling applications
- Easy selection of the key functions for standard applications
- Diameter Ø 22 mm for standard OEM and panel-builder applications

### Robustness

- Metal bezels with metal fixing collars for impact endurance
- Excellent resistance to mechanical shocks and vibrations
- Metal screws for secure fix and grounding contact to the panel
- Conforming to CE, CCC and RoHS
- Tested and certified performance
- IP65
- Supports an operating temperature range from -25°C to +70°C

### Easiness

- Simple installation with screwdriver
- Flexibility with sub-assemblies for easy mix and match of functionalities
- Simple modular design facilitates post installation servicing, modification and adaptation of machines by non-specialists
- Anti-loosening system for screw clamp terminals of contact blocks

### Availability

- Supported by the service of Schneider Electric, a worldwide leader in automation and control
- Wide availability via an extensive distribution network

Type of functions	Contact functions			Contact and signaling functions	Signaling functions	
Type of products	Pushbuttons	Emergency switching off and emergency stop pushbuttons	Selector and key switches	Special functions	Illuminated pushbuttons	Pilot lights
Description of range	Pushbuttons, spring return: flush push, mushroom head, projecting or booted	Emergency switching off and stop pushbuttons: turn to release and push-pull	Selector switches, 2- or 3-position standard or long handle or key switches	Joystick and buzzer	Illuminated pushbuttons with integral LED, spring return: flush push or projecting	Pilot lights with integral LED
Type references	XB2BA..C/ BC..C/ BL..C/ BP..C/BR..C (Complete) ZB2BA.C/ BC.C/BL.C/ BR.C/ BR.C (Head)	XB2BS...C/ BT..C (Complete) ZB2BS..C/ BT.C (Head)	XB2BD..C/ BJ..C/ BG..C (Complete) ZB2BD.C/ BJ.C/ BG.C (Head)	XD2PA.. CR (Joystick) XB2BS...C (Buzzer)	XB2BW3..1C (Complete) ZB2BW..C (Head)	XA2EV..LC

Please contact Customer Care Center for Stockable and Non stockable status of references.

NORMAL STOCK ITEMS

W.E.F. February 03<sup>rd</sup>, 2025

## Push Button Complete unit

Description	Contacts	Color	Reference	Unit MRP [₹]
<b>Spring Return type</b>				
Flush unmarked	1 NO	White	XB2BA11C	196
Flush unmarked	1 NO	Black	XB2BA21C	196
Flush unmarked	1 NO	Green	XB2BA31C	196
Flush unmarked	1 NC	Red	XB2BA42C	196
Flush unmarked	1 NO	Yellow	XB2BA51C	196
Flush unmarked	1 NO	Blue	XB2BA61C	196
With Marking "I"	1 NO	Green	XB2BA3311C	248
With Marking	1 NO	Black	XB2BA3351C	248
With Marking	1 NO	white	XB2BA3341C	248
With Marking "O"	1 NC	Red	XB2BA4322C	248
<b>Spring Return type with Projecting push</b>				
	1 NO	Green	XB2BL31C	206
	1 NC	Red	XB2BL42C	206
<b>Spring Return , Booted Pushbutton</b>				
	1 NO	Black	XB2BP21C	285
	1 NO	Green	XB2BP31C	285
	1 NC	Red	XB2BP42C	285
<b>Spring Return , Mushroom Head Pushbutton</b>				
40 mm	1 NO	Black	XB2BC21C	253
40 mm	1 NO	Green	XB2BC31C	253
40 mm	1 NO	Yellow	XB2BC51C	253
40 mm	1 NC	Red	XB2BC42C	253
60 mm	1 NO	Black	XB2BR21C	317

## Emergency Switching Off PushButton

Description	Contacts	Color	Reference	Unit MRP [₹]
<b>Mushroom Push button Head</b>				
40 mm Push Pull	1 NC	Red	XB2BT42EC	317
30 mm Turn to release	1 NC	Red	XB2BS442C	317
40 mm Turn to release	1 NC	Red	XB2BS542C	317
60 mm Turn to release	1 NC	Red	XB2BS642C	393

## Emergency Stop Pushbutton

Description	Contacts	Color	Reference	Unit MRP [₹]
<b>Mushroom Push button Head ( complaint with IEC60947-5-5)</b>				
40 mm Push Pull	1 NC	Red	XB2BT842C	726
40 mm Turn to Release	1 NC	Red	XB2BS8442C	425

Description	Contacts	Color	Reference	Unit MRP [₹]
<b>Spring Return Illuminated Pushbutton</b>				
24 V AC/DC with integral LED	1 NO	White	XB2BW31B1C	713
	1 NO	Green	XB2BW33B1C	454
	1 NO	Red	XB2BW34B1C	454
	1 NO	Orange	XB2BW35B1C	454
	1 NO	Blue	XB2BW36B1C	736
220-230 V AC with integral LED	1 NO	White	XB2BW31M1C	713
	1 NO	Green	XB2BW33M1C	454
	1 NO	Red	XB2BW34M1C	454
	1 NO	Yellow	XB2BW35M1C	454
	1 NO	Blue	XB2BW36M1C	736

## Selector Switch

Description	Contacts	Color	Reference	Unit MRP [₹]
<b>Spring Return type</b>				
2 Position stay put	1 NO	Black	XB2BD21C	373
2 Position stay put	1 NO + 1 NC	Black	XB2BD25C	496
2 Position spring return, right to left	1 NO	Black	XB2BD41C	373
2 Position spring return, right to left	1 NO + 1 NC	Black	XB2BD45C	496
3 Position stay put	2 NO	Black	XB2BD33C	459
3 Position spring return to center	2 NO	Black	XB2BD53C	484
3 Position spring return, left to center	2 NO	Black	XB2BD73C	484
<b>With Long Handle</b>				
2 Position stay put	1 NO	Black	XB2BJ21C	373
2 Position stay put	1 NO + 1 NC	Black	XB2BJ25C	496
3 Position Stay put	2 NO	Black	XB2BJ33C	459
3 position Spring return from 2 side	2 NO	Black	XB2BJ53C	484
<b>With Key Switch</b>				
2 Position stay put, 1 side pull out	1 NO	Black	XB2BG21C	483
2 Position stay put, 2 side pull out	1 NO	Black	XB2BG41C	483
2 Position spring return, Right to left , 1 side pull out	1 NO	Black	XB2BG61C	483
3 Position stay put, middle pull out	2 NO	Black	XB2BG33C	592
3 Position stay out , 2 side pull out	2 NO	Black	XB2BG53C	592
3 Position stay out , 3 side pull out	2 NO	Black	XB2BG03C	592

## Body Assemblies

Description	Contact type	Reference	Unit MRP [₹]
<b>Body assemblies with contact block</b>			
	1 NO	ZB2BZ101C	116
	1 NC	ZB2BZ101C	116
	2 NO	ZB2BZ103C	231
	2 NC	ZB2BZ104C	231
	1 NO + 1 NC	ZB2BZ105C	231
<b>Contact block</b>			
	1 NO	ZB2BE101C	103
	1 NC	ZB2BE102C	103

## Buzzers from XB2 Series

Description	Reference	Unit MRP [₹]
Red illuminated buzzer DC/AC24V	XB2BSB4LC	642
Red illuminated buzzer AC220V	XB2BSM4LC	642
Buzzer 24V AC/DC	XB2BSBC	603
Buzzer 220V AC	XB2BSMC	603

Please contact Customer Care Center for Stockable and Non stockable status of references.

NORMAL STOCK ITEMS

W.E.F. February 03<sup>rd</sup>, 2025

### Universal Light Blocks for LED Pilot light

Descriptions	Supply Voltage	Colour	Reference	Unit MRP ₹]
For XAL Metal Enclosures	24V AC/DC	White	ZALVB1	777
For XAL Metal Enclosures	220V AC	White	ZALVM1	2391
For XB5/XB4 references without end with "N"	24V AC/DC	White	ZBVB1	654
For XB5/XB4 references without end with "N"	120V AC	White	ZBVG1	1459
For XB5/XB4 references without end with "N"	220V AC	White	ZBVM1	1493

### XAL - Empty enclosures for XB5 and XB4 Push button and Pilot light

Description	No of Cut out	Color of Enclosure	Reference	Unit MRP ₹]
For normal environment Light grey base IP65	1	Dark grey	XALD01	788
For normal environment Light grey base IP65	2	Dark grey	XALD02	977
For normal environment Light grey base IP65	3	Dark grey	XALD03	1212
For normal environment Light grey base IP65	4	Dark grey	XALD04	1657
For normal environment Light grey base IP65	5	Dark grey	XALD05	2163
For normal environment Light grey base IP65	1	Yellow	XALK01	906
For normal environment Light Grey base IP54	2	Light Grey	XALE2	649
For normal environment Light Grey base IP54	3	Light Grey	XALE3	792

### XALB – Plastic Empty enclosures for use with XB2 (ZB2\*)

Description	No of Cut out	Color of Enclosure	Reference	Unit MRP ₹]
50 mm depth , 22 mm Opening , Grey cover	1	Dark Grey base	XALB015C	On Request
70 mm depth , 22 mm Opening , Grey cover	1	Dark Grey base	XALB017C	On Request
50 mm depth , 22 mm Opening , Grey cover	2	Dark Grey base	XALB025C	On Request
70 mm depth , 22 mm Opening , Grey cover	2	Dark Grey base	XALB027C	On Request
50 mm depth , 22 mm Opening , Grey cover	3	Dark Grey base	XALB035C	On Request
70 mm depth , 22 mm Opening , Grey cover	3	Dark Grey base	XALB037C	On Request
50 mm depth , 22 mm Opening , Yellow cover ( for Emergency Stop)	1	Dark Grey base	XALB015YC	On Request
70 mm depth , 22 mm Opening , Yellow cover (for Emergency Stop)	1	Dark Grey base	XALB017YC	On Request

### ZEN - Contact block for mounting on Metal plate at back of enclosure

Description	Contacts Type and Composition	Reference	Unit MRP ₹]
Standard single	1 NO	ZENL1111 <input checked="" type="checkbox"/>	440
Contact block	1 NC	ZENL1121 <input checked="" type="checkbox"/>	440

Please contact Customer Care Center for Stockable and Non stockable status of references.

NORMAL STOCK ITEMS

W.E.F. February 03<sup>rd</sup>, 2025

## XVB-C Illuminated Lens Units

Description	Color	Reference	Unit MRP [₹]
Lens unit - steady light - 250 V 10 W	Green	XVBC33	3249
	Red	XVBC34	3312
	Orange	XVBC35	3312
	Blue	XVBC36	3249
	Clear	XVBC37	3250
Lens unit - flashing light - 24..48 V DC 24 V AC	Yellow	XVBC38	3249
	Red	XVBC4B4	8820
Lens unit - flashing light - 48..230 V AC	Red	XVBC4M4	9274
	Orange	XVBC4M5	9250
Lens unit - steady light - 24 V AC DC	Green	XVBC2B3	7151
	Red	XVBC2B4	7151
	Orange	XVBC2B5	7151
	Blue	XVBC2B6	9224
	Clear	XVBC2B7	9224
	Yellow	XVBC2B8	7145
	Green	XVBC2G3	7008
	Red	XVBC2G4	7014
Lens unit - steady light - 120 V AC	Orange	XVBC2G5	7290
	Blue	XVBC2G6	8836
	Yellow	XVBC2G8	7325
	Green	XVBC2M3	7014
	Red	XVBC2M4	7014
Lens unit - steady light - 230 V AC	Orange	XVBC2M5	7014
	Blue	XVBC2M6	9727
	Yellow	XVBC2M8	7635
	Green	XVBC5B3	12600
Lens unit - flashing light - 24 V AC DC	Red	XVBC5B4	12216
	Orange	XVBC5B5	12340
	Blue	XVBC5B6	15399
	Clear	XVBC5B7	10139
	Yellow	XVBC5B8	12146
Lens unit - flashing light - 230 V AC	Red	XVBC5M4	12107
	Blue	XVBC5M6	15251

**Note:** Available for ordering till 31st March 2025

## XVB Units

Description	Reference	Unit MRP [₹]
<b>XVB Audible Signaling Unit</b>		
Sound unit - continuous or intermittent buzzer - 75..90 dB - 12..48 V AC DC	XVBC9B	9967
Sound unit - continuous or intermittent buzzer - 75..90 dB - 120..230 V AC	XVBC9M	16755
<b>XVB Base Unit + Cover</b>		
Base unit + cover for bank XVB - without flash discharge tube - black - IP 65	XVBC21	4506
<b>XVB Accessories</b>		
Support tube + fixing base l=400 mm - aluminium black - XVB	XVBZ03	3752
Support tube + fixing base l=80 mm - aluminium black - XVB	XVBZ02	2836
Support tube + fixing base l=800 mm - aluminium black - XVB	XVBZ04	5586
<b>XVB Incandescent Bulb</b>		
Clear incandescent bulb for Signaling - BA 15d - 24 V 10 W	DL1BLB	400
Clear incandescent bulb for Signaling - BA 15d - 120 V 10 W	DL1BLG	682
Clear incandescent bulb for Signaling - BA 15d - 230 V 10 W	DL1BLM	434

## XVB LED BA 15d Base Fitting

[Us] Rated Supply Voltage	Signaling Colour	Reference	Unit MRP [₹]
24 V AC/DC	White	DL1BDB1	5350
24 V AC/DC	Green	DL1BDB3	4279
24 V AC/DC	Red	DL1BDB4	4279
24 V AC/DC	Blue	DL1BDB6	4854
24 V AC/DC	Yellow-Orange	DL1BDB8	5029
120 V AC	White	DL1BDG1	6444
120 V AC	Yellow-Orange	DL1BDG8	5340

**Note:** Available for ordering till 31st March 2025

Please contact Customer Care Center for Stockable and Non stockable status of references.

NORMAL STOCK ITEMS

W.E.F. February 03<sup>rd</sup>, 2025

# Transition to equipment signaling excellence, elevate your operations

Coming Soon

Harmony XVB7 Modular Tower Light





# Better and brighter: Light up your journey with Harmony Modular Tower Lights

Harmony Modular Tower Lights, XVB7, feature a sleek, new design incorporating universal LEDs to maximize brightness while minimizing energy consumption.

With easy installation and a modular concept, Harmony Modular Tower Lights simplify your selection journey and enable operational efficiency.



## Better and brighter

- Elevated modern design
- 4x improvement in brightness



## Flexible

- Modular concept provides selection flexibility
- IO-Link and USB connections enable more operation capability



## Efficient

- More rationalized construction, reduce 3x SKUs with the same functional coverage
- Push-in terminal reduces wiring time by up to 75%
- M12 connection reduces wiring time by up to 95%



## Sustainability focused

- Power optimization via energyefficient LED
- Sustainable lifecycle from material to manufacturing

Precision, sustainability, and safety are important for maintaining peak productivity levels, particularly in environments where high performance and safety are critical.



## Safety you can see

Bright light = clear signals







Modular tower lights Ø 70 mm for customer assembly with light and sound functions

Description	Light Source	Color	Reference	Unit MRP [₹]	
<b>Light modules with steady light signal (IP66)</b>					
Light modules with energy-efficient LED	LED, included 24 V AC/DC	Green	XVB7C23	On Request	
	LED, included 24 V AC/DC	Red	XVB7C24	On Request	
	LED, included 24 V AC/DC	Orange	XVB7C25	On Request	
	LED, included 24 V AC/DC	Blue	XVB7C26	On Request	
	LED, included 24 V AC/DC	White	XVB7C27	On Request	
	LED, included 24 V AC/DC	Yellow	XVB7C28	On Request	
<b>Light modules with Blinking light signal (IP66)</b>					
Light modules with energy-efficient LED	LED, included 24 V AC/DC	Green	XVB7C53	On Request	
	LED, included 24 V AC/DC	Red	XVB7C54	On Request	
	LED, included 24 V AC/DC	Orange	XVB7C55	On Request	
	LED, included 24 V AC/DC	Blue	XVB7C56	On Request	
	LED, included 24 V AC/DC	White	XVB7C57	On Request	
	LED, included 24 V AC/DC	Yellow	XVB7C58	-	
<b>Light modules with Flashing light signal (IP66)</b>					
Light modules with energy-efficient LED	LED, included 24 V AC/DC 2 Joules flash	Green	XVB7C63	On Request	
	LED, included 24 V AC/DC 2 Joules flash	Red	XVB7C64	On Request	
	LED, included 24 V AC/DC 2 Joules flash	Orange	XVB7C67	On Request	
	LED, included 24 V AC/DC 2 Joules flash	Blue	XVB7C66	On Request	
	LED, included 24 V AC/DC 2 Joules flash	White	XVB7C67	On Request	
	LED, included 24 V AC/DC 2 Joules flash	Yellow	XVB7C68	On Request	
<b>Beacon lens with steady light signal (IP66)</b>					
Light modules with energy-efficient LED	LED, included 24 V AC/DC	Green	XVB7L23	On Request	
	LED, included 24 V AC/DC	Red	XVB7L24	On Request	
	LED, included 24 V AC/DC	Orange	XVB7L25	On Request	
	LED, included 24 V AC/DC	Blue	XVB7L26	On Request	
	LED, included 24 V AC/DC	White	XVB7L27	On Request	
	LED, included 24 V AC/DC	Yellow	XVB7L28	On Request	
<b>Beacon lens with flashing light signal (IP66)</b>					
Light modules with energy-efficient LED	LED, included 24 V AC/DC 2 Joules flash	Green	XVB7L63	On Request	
	LED, included 24 V AC/DC 2 Joules flash	Red	XVB7L64	On Request	
	LED, included 24 V AC/DC 2 Joules flash	Orange	XVB7L65	On Request	
	LED, included 24 V AC/DC 2 Joules flash	Blue	XVB7L66	On Request	
	LED, included 24 V AC/DC 2 Joules flash	White	XVB7L67	On Request	
	LED, included 24 V AC/DC 2 Joules flash	Yellow	XVB7L68	On Request	
Description	Voltage	Connection	Color	Reference	Unit MRP [₹]
<b>Base modules for direct fixing (IP66) or tube fixing (IP65)</b>					
Standard base modules with tube and cover	24 V AC/DC	Push in terminal	Dark Grey	XVB7C21B	On Request
	24 V AC/DC	M12 connector (A-coded, 15 cm cable)	Dark Grey	XVB7C61	On Request
	24 V AC/DC	IO-Link protocol (V1.1) M12 connector (A-coded, 15 cm cable)	Dark Grey	XVB7C31	On Request
	100..240 V AC 120 V AC/DC	Push in terminal	Dark Grey	XVB7C21M	On Request
Description	Voltage	Color	Reference	Unit MRP [₹]	
<b>Rotating and multi-functional modules (IP66)</b>					
Multi-functional module adjustable via dip switch: 8 colors, 4 light patterns Steady, blinking, 2 x flash, 3 x flash	LED, included 24 V AC/DC	Clear Lens 8 Colors (blue, green, Orange, Red, White yellow, turquoise and violet)	XVB7CM9	On Request	
Description	Voltage	Sound Pattern	Reference	Unit MRP [₹]	
<b>Audible Module</b>					
Sounder 360° omni sound, IP66 Up to 102 dB (A) at 1 meter Dark Grey	24 V AC/DC	2 tones buzzer (continuous or intermittent)	XVB7C9S	On Request	

Please contact Customer Care Center for Stockable and Non stockable status of references.

NORMAL STOCK ITEMS

W.E.F. February 03<sup>rd</sup>, 2025



- Motor less + LED Flashing
- External Buzzer volume adjustor 70 DB to 90 DB
- Straight & Side wiring- more flexible

## XVR3 Multifunctional LED Beacon NEW

Description	Reference	Unit MRP [₹]
Multi-functional LED Beacon green witout buzzer DC/AC 12~24V	XVR3B03	15320
Multi-functional LED Beacon red witout buzzer DC/AC 12~24V	XVR3B04	15346
Multi-functional LED Beacon orange witout buzzer DC/AC 12~24V	XVR3B05	15086
Multi-functional LED Beacon green witout buzzer AC 100~230V	XVR3M03	15037
Multi-functional LED Beacon red witout buzzer AC 100~230V	XVR3M04	14809
Multi-functional LED Beacon Orange witout buzzer AC 100~230V	XVR3M05	15086
Multi-functional LED Beacon red with buzzer DC/AC 12~24V	XVR3B04S	30193
Multi-functional LED Beacon orange with buzzer DC/AC 12~24V	XVR3B05S	31082
Multi-functional LED Beacon green with buzzer AC 100~230V	XVR3M03S	16684
Multi-functional LED Beacon red with buzzer AC 100~230V	XVR3M04S	13844
Multi-functional LED Beacon orange with buzzer AC 100~230V	XVR3M05S	14861
Multi-functional LED Beacon blue with buzzer AC 100~230V	XVR3M06S	16374

## XVS Sirens

Description	Reference	Unit MRP [₹]
2 tones siren - 106 dB - 12...24V AC/DC - white	XVS10BMW	27817
2 tones siren - 106 dB - 120V AC - white	XVS10GMW	27817
2 tones siren - 106 dB - 230V AC - white	XVS10MMW	27817

## DL1 Incandescent Bulb

Description	Reference	Unit MRP [₹]
Clear incandescent bulb for Signaling - ba 15d - 24 v 4 w	DL1BEBS	380
Clear incandescent bulb for Signaling - ba 15d - 120 v 7 w	DL1BEG	402
Clear incandescent bulb for Signaling - ba 15d - 230 v 5 w	DL1BEMS	412

## XVR Rotating Mirror Beacon

Description	Light Block Colour	Reference	Unit MRP [₹]
Rotating mirror beacon w/o buzzer XVR - Ø 130 - 24 V AC DC	Red	XVR13B04L	16806
Rotating mirror beacon w/o buzzer XVR - Ø 130 - 24 V AC DC	Orange	XVR13B05L	16021
Rotating mirror beacon w/o buzzer XVR - Ø 120 - 24 V AC DC	Blue	XVR12B06	21745
Rotating mirror beacon w/o buzzer XVR - Ø 130 - 120 V AC	Red	XVR13G04L	19859
Rotating mirror beacon w/o buzzer XVR - Ø 130 - 230 V AC	Red	XVR13M04L	21137
Rotating mirror beacon w/o buzzer XVR - Ø 130 - 230 V AC	Orange	XVR13M05L	19680

Please contact Customer Care Center for Stockable and Non stockable status of references.

NORMAL STOCK ITEMS

W.E.F. February 03<sup>rd</sup>, 2025



# Tower light vivid in all kinds of ambient

## Easy Harmony XVG Monolithic tower light

When Simple is just enough without compromise in quality.

### Intuitive clear lens design suitable in bright environment and long distance view

Clear lens design overcome colored lens dull and reflection in bright environment.

From far, can easily differentiate machine status by ON/OFF condition of tower light, even in bright and densed environment.

### Pre-wired and pre-assembled simplify selection, engineering and inventory management

Easy colored code wire with respect to function ease installation and maintenance work.

### Simple yet complete signaling applications

From single layer up to 4 layers. From steady to flashing light pattern. 5 types of mounting option. Wide voltage ranges options from 24V AC/DC, 220~240V AC. Answer most of the signaling applications.



# Easy Harmony XVG



## Offer overview

- Single layer to 4 layers. IP23 to IP53 depends on different mounting.
- Buzzer pressure level max 85dB @1m
- 5 type of mounting options
- Red flashing @ 1Hz on single layer, up to 4 colors (R/O/G/B) in steady pattern
- Long lasting LEDs, can operating more than 100K hours, low power consumption
- CE, CCC and EAC certification approval

Voltage	Colors	Light Pattern	Mounting Type	Without Buzzer	Buzzer
24V DC/AC	Red	Steady	100mm pole with L bracket 100mm pole with foldable bracket	XVGB1A XVGB1MA	XVGB1SA XVGB1SMA
		Flashing	100mm pole with L bracket 100mm pole with foldable bracket		XVGB1SFA XVGB1SMFA
220~240V AC		Steady	100mm pole with L bracket 100mm pole with foldable bracket	XVGM1A XVGM1MA	XVGM1SA XVGM1SMA
		Flashing	100mm pole with L bracket 100mm pole with foldable bracket		XVGM1SFA XVGM1SMFA



Voltage	Colors	Light Pattern	Mounting Type	Without Buzzer	Buzzer
24 V DC/AC	2 layers: Red/Green 3 layers: Red/Orange/Green 4 layers: Red/Orange/Green/Blue	Steady	Base Mount Direct Alu tube Alu tube and L-bracket Alu tube and fixing plate Alu tube and foldable bracket	XVGB*W XVGB*T XVGB* XVGB*H XVGB*M	XVGB*SW XVGB*ST XVGB*S XVGB*SH XVGB*SM
220~240V AC	2 layers: Red/Green 3 layers: Red/Orange/Green	Steady	Base Mount Direct Alu tube Alu tube and L-bracket Alu tube and fixing plate Alu tube and foldable bracket	XVGM+W XVGM+T XVGM+ XVGM+H XVGM+M	XVGM+SW XVGM+ST XVGM+S XVGM+SH XVGM+SM



ø Replace \* with 2 to 4 represent 2 to 4 layers for DC models  
ø Replace + with 2 to 3 represent 2 to 3 layers for AC models



Please contact Customer Care Center for Stockable and Non stockable status of references.

NORMAL STOCK ITEMS

W.E.F. February 03<sup>rd</sup>, 2025

**Tower light, Ø 60 mm, Pre-assembled, PreCabled, Monoethic, Economical Version,  
XVGB-Series with LED for steady light - 24VDC**

Description	References	Unit MRP ₹
<b>With aluminium tube mounting and L-bracket</b>		
<b>Without Buzzer</b>		
2-Stage Red, Green	XVGB2	3717
3-Stage Red, Amber, Green	XVGB3	4211
4-Stage Red, Amber, Green, Blue	XVGB4	5409
<b>With Buzzer</b>		
2-Stage Red, Green	XVGB2S	4220
3-Stage Red, Amber, Green	XVGB3S	4787
4-Stage Red, Amber, Green, Blue	XVGB4S	5097
With direct aluminium tube mounting		
<b>Without Buzzer</b>		
2-Stage Red, Green	XVGB2T	3830
3-Stage Red, Amber, Green	XVGB3T	4656
<b>With Buzzer</b>		
3-Stage Red, Amber, Green	XVGB3ST	4820
<b>Without Buzzer</b>		
2-Stage Red, Green	XVGB2H	3717
3-Stage Red, Amber, Green	XVGB3H	4255
4-Stage Red, Amber, Green, Blue	XVGB4H	5580
<b>With Buzzer</b>		
2-Stage Red, Green	XVGB2SH	4544
3-Stage Red, Amber, Green	XVGB3SH	4898
4-Stage Red, Amber, Green, Blue	XVGB4SH	6104
<b>With aluminium tube mounting and foldable bracket</b>		
<b>Without Buzzer</b>		
2-Stage Red, Green	XVGB2M	4261
3-Stage Red, Amber, Green	XVGB3M	4658
<b>With Buzzer</b>		
2-Stage Red, Green	XVGB2SM	4620
3-Stage Red, Amber, Green	XVGB3SM	5059
4-Stage Red, Amber, Green, Blue	XVGB4SM	5101
<b>With base mounting - Direct</b>		
<b>Without Buzzer</b>		
2-Stage Red, Green	XVGB2W	3493
3-Stage Red, Amber, Green	XVGB3W	4110
<b>With Buzzer</b>		
2-Stage Red, Green	XVGB2SW	4088
3-Stage Red, Amber, Green	XVGB3SW	4623
4-Stage Red, Amber, Green, Blue	XVGB4SW	5524
<b>XVG-USB Based Towerlights</b>		
Pre-assembled and pre-cabled Multicolor USB tower light 60mm IP42 Direct base mounting	XVGU3SWV	9679
Pre-assembled and pre-cabled Multicolor USB tower light 60mm IP42 With 100 mm aluminium tube mounting	XVGU3SHAV	11081

Please contact Customer Care Center for Stockable and Non stockable status of references.

NORMAL STOCK ITEMS

W.E.F. February 03<sup>rd</sup>, 2025

Tower light, Ø 60 mm, Pre-assembled , PreCabled , Monolethic , Economical Version , XVGM-Series with LED for steady light - 220..240 VAC

Description	References	Unit MRP [₹]
<b>With aluminium tube mounting and L-bracket</b>		
<b>Without Buzzer</b>		
2-Stage Red, Green	XVGM2	4005
3-Stage Red, Amber, Green	XVGM3	4532
<b>With Buzzer</b>		
2-Stage Red, Green	XVGM2S	4546
3-Stage Red, Amber, Green	XVGM3S	5157
<b>With direct aluminium tube mounting</b>		
<b>Without Buzzer</b>		
2-Stage Red, Green	XVGM2T	4127
<b>With Buzzer</b>		
2-Stage Red, Green	XVGM2ST	5058
3-Stage Red, Amber, Green	XVGM3ST	5193
<b>With aluminium tube mounting and fixing plate</b>		
<b>Without Buzzer</b>		
2-Stage Red, Green	XVGM2H	4005
3-Stage Red, Amber, Green	XVGM3H	4581
<b>With Buzzer</b>		
2-Stage Red, Green	XVGM2SH	4899
3-Stage Red, Amber, Green	XVGM3SH	5279
<b>With aluminium tube mounting and foldable bracket</b>		
<b>Without Buzzer</b>		
2-Stage Red, Green	XVGM2M	4592
3-Stage Red, Amber, Green	XVGM3M	5022
<b>With Buzzer</b>		
2-Stage Red, Green	XVGM2SM	4972
3-Stage Red, Amber, Green	XVGM3SM	5450
<b>With Buzzer LED Flashing light</b>		
1-Stage Red	XVGM1SMFA	4581
<b>With base mounting - Direct</b>		
<b>Without Buzzer</b>		
2-Stage Red, Green	XVGM2W	3703
3-Stage Red, Amber, Green	XVGM3W	4410
<b>With Buzzer</b>		
3-Stage Red, Amber, Green	XVGM3SW	4985

Please contact Customer Care Center for Stockable and Non stockable status of references.

NORMAL STOCK ITEMS

W.E.F. February 03<sup>rd</sup>, 2025

## Control Station

## Pendant Station



### Harmony eXLhoist Wireless Remote Control System

Description	References	Unit MRP [₹]
Remote Control Device (6 motion Pushbutton+1 Aux, pushbutton)	ZART8LS	On Request
Receiver with 10 Relay +2 Safety relay : 48...240 V AC	ZARB10WS	On Request
Receiver with 10 Relay +2 Safety relay : 48...240 V AC (Prewired with 1.5 m cable)	ZARB10WSP	On Request



### Harmony Pocket Remote Wireless Remote Control System

#### Transmitter

Description	References	Unit MRP [₹]
3 Single Step Push Buttons	ZART03	On Request
4 Single Step Push Buttons	ZART04	On Request
6 Single Step Push Buttons	ZART06	On Request
8 Single Step Push Buttons	ZART08	On Request
10 Single Step Push Buttons	ZART10	On Request

#### Receivert

Description	References	Unit MRP [₹]
5 relays small size receiver pre-wired with 1.5 m of cable	ZARB05WSP	On Request
11 relays small size receiver pre-wired with 1.5 m of cable	ZARB11WSP	On Request

#### Accessories

Description	References	Unit MRP [₹]
DIY adhesive label kit for remote transmitter, 66 x 114 mm/2.60 x 4.49 in. for use with ZART03	ZARC603	On Request
DIY adhesive label kit for remote transmitter, 66 x 114 mm/2.60 x 4.49 in. for use with ZART04	ZARC604	On Request
DIY adhesive label kit for remote transmitter, 66 x 114 mm/2.60 x 4.49 in. for use with ZART06	ZARC606	On Request
DIY adhesive label kit for remote transmitter, 66 x 114 mm/2.60 x 4.49 in. for use with ZART08	ZARC608	On Request
DIY adhesive label kit for remote transmitter, 66 x 114 mm/2.60 x 4.49 in. for use with ZART10	ZARC610	On Request
DIY adhesive label kit for remote transmitter, 66 x 114 mm/2.60 x 4.49 in. fort use with ZART03, ZART04, ZART06, ZART08, ZART10	ZARC620	On Request

Please contact Customer Care Center for Stockable and Non stockable status of references.

NORMAL STOCK ITEMS

W.E.F. February 03<sup>rd</sup>, 2025

## Control Station

## Pendant Station



- Highly robust pendant control stations
- Conformity with the safety requirements of IEC standards
- 1 or 2 speed up, down, right, and left movements; emergency stop option available
- CE marking , UL/CSA certification
- Complete products IP65
- Double insulated polypropylene casing
- Screw clamp connection

Control station composition	Mechanical interlocking	Contact composition	Reference	Unit MRP ₹
<b>For Single Hoist Motors</b>				
2 pushbuttons	With mechanical interlocking	1 NO	XACA201	5994
	With mechanical interlocking	1 NC + 1 NO	XACA205	6318
2 booted pushbuttons	With mechanical interlocking	1 NO	XACA211	6053
	With mechanical interlocking	1 NC + 1 NO	XACA215	6897
<b>For Single-Speed Motors</b>				
2 pushbuttons	With mechanical interlocking	1 NO	XACA271	6147
	With mechanical interlocking	1 NC + 1 NO	XACA281	6920
4 pushbuttons	With mechanical interlocking Between pairs	1 NO	XACA471	7837
	With mechanical interlocking Between pairs	1 NC + 1 NO	XACA481	8898
6 pushbuttons	With mechanical interlocking Between pairs	1 NO	XACA671	9160
	With mechanical interlocking Between pairs	1 NC + 1 NO	XACA681	11309
8 pushbuttons	With mechanical interlocking Between pairs	1 NO (for 7 operators) 1 NO (for 8 operators)	XACA871	10729
	With mechanical interlocking Between pairs		XACA881	13419

### Joystick Controllers

Description	Legend plate without text	Legend plate Price	Reference	Unit MRP ₹
<b>XD2-P (One Step in Each Position) Dia. 22mm</b>				
2-Direction Stay-Put	ZD2-GY2201	103	XD2PA12	6832
2-Direction Spring Return to Zero	ZD2-GY2201	103	XD2PA22	6325
4-Direction Stay-Put	ZD2-GY4201	123	XD2PA14	7814
4-Direction Spring Return to Zero	ZD2-GY4201	123	XD2PA24	7938
<b>XD2-G (Two steps in each position) Dia. 22mm</b>				
2 - Direction (2 notches with spring return to zero)	ZD2-GY5201	139	XD2GA8241	15167
4-Direction spring (2 notches with spring return to zero)	ZD2-GY6201	146	XD2GA8441	20009

### Foot Switch

Contacts Type and Composition	Reference	Unit MRP ₹
Insulated Enclosure 1 NC + 1 NO	XPEA110	6196

Please contact Customer Care Center for Stockable and Non stockable status of references.

NORMAL STOCK ITEMS

W.E.F. February 03<sup>rd</sup>, 2025





## Upgrade to Harmony XAPD/K for a modern and optimal design

### Better integration in machines and modern aesthetic

New XAPD color follows the industrial standard for enclosures and machines (RAL7035).

### Allow any type of XB4/XB5 functions, including E-stops with legend plate

Increase legend holders usage (our 2 sizes can be used in both vertical and horizontal direction). Our new flush XB4F/XB5F are also compatible. No change on external dimensions.

### Easy to select range with rationalized number of references

Substitution table available on this document.



## Discontinued

## Available



XAPD\*6\* + ZB4FBZ014



### 1. Optimized features and performances



XAPM\* = Pg  
XAPM\*H29 = ISO metric



XAPD\* = ISO metric




XAPG = Pg & 3/4 NPT




XAPG\* = 3/4 NPT



### 2. Compatible with our complete offer of products and accessories



### 3. Friendly customization with configurable legend panels



Please contact Customer Care Center for Stockable and Non stockable status of references.

NORMAL STOCK ITEMS

W.E.F. February 03<sup>rd</sup>, 2025

# Substitution table

Existing references	Substitution	Existing references	Substitution
XAPJ11 XAPJ11H29	XAPK11	XAPM24 XAPM24H29	XAPD24
XAPJ1201 XAPJ1201H29	XAPK1201	XAPM2502 XAPM2502H2 XAPM2502H29	XAPD2502
XAPJ14 XAPJ14H29	XAPK14	XAPM2503 XAPM2503H2 XAPM2503H29	XAPD2503
XAPJ1501 XAPJ1501H29	XAPK1501	XAPM2504 XAPM2504H29	XAPD2504
XAPM11 XAPM11H29	XAPD11	XAPM2602 XAPM2602H2 XAPM2602H29	XAPD2602
XAPM1201 XAPM1201H2 XAPM1201H29 XAPM1201H6 XAPM1201H7	XAPD1201	XAPM31 XAPM31H29	XAPD31
XAPM1202 XAPM1202H2 XAPM1202H29	XAPD1202	XAPM3203 XAPM3203H2 XAPM3203H29 XAPM3203H6	XAPD3203
XAPM14 XAPM14H2 XAPM14H29	XAPD14	XAPM3204 XAPM3204H2 XAPM3204H29 XAPM3204H6	XAPD3204
XAPM1501 XAPM1501H2 XAPM1501H29	XAPD1501	XAPM3206 XAPM3206H2 XAPM3206H29	XAPD3206
XAPM1502 XAPM1502H2 XAPM1502H29	XAPD1502	XAPM34 XAPM34H2 XAPM34H29	XAPD34
XAPM1601 XAPM1601H2 XAPM1601H29	XAPD1601	XAPM3503 XAPM3503H2 XAPM3503H29	XAPD3503
XAPM21 XAPM21H29	XAPD21	XAPM3504 XAPM3504H2 XAPM3504H29	XAPD3504
XAPM2202 XAPM2202H2 XAPM2202H29	XAPD2202	XAPM3506 XAPM3506H2 XAPM3506H29	XAPD3506
XAPM2203 XAPM2203H2 XAPM2203H29	XAPD2203	XAPM3603 XAPM3603H2 XAPM3603H29	XAPD3603
XAPM2204 XAPM2204H2 XAPM2204H29	XAPD2204		

Please contact Customer Care Center for Stockable and Non stockable status of references.

NORMAL STOCK ITEMS

W.E.F. February 03<sup>rd</sup>, 2025

# Substitution table

Existing references	Substitution
XAPM44 XAPM44H2 XAPM44H29	XAPD44
XAPM4504 XAPM4504H2	XAPD4504
XAPM4505	XAPD4505
XAPM4506 XAPM4506H2 XAPM4506H29	XAPD4506
XAPM4508 XAPM4508H2 XAPM4508H29	XAPD4508
XAPM4604 XAPM4604H2 XAPM4604H29	XAPD4604
XAPM54 XAPM54H29	XAPD54
XAPM5508 XAPM5508H29	XAPD5508
XAPM5512	XAPD5510
XAPM5512H29	XAPD5512
XAPM5606 XAPM5606H29	XAPD5606
XAPH1201 XAPH1201H29	XAPK1201
XAPH1501	XAPK1501
XAPH1601	XAPK1601

Existing references	Substitution
XAPG11	XAPD11
XAPG1201	XAPD1201
XAPG1202	XAPD1202
XAPG14	XAPD14
XAPG1501	XAPD1501
XAPG1502	XAPD1502
XAPG1601	XAPD1601
XAPG2202	XAPD2202
XAPG2203	XAPD2203
XAPG24	XAPD24
XAPG2502	XAPD2502
XAPG2504	XAPD2504
XAPG31	XAPD31
XAPG3203	XAPD3203
XAPG34	XAPD34
XAPG3503	XAPD3503
XAPG3504	XAPD3504
XAPG3506	XAPD3506
XAPG3603	XAPD3603
XAPG3802	XAPD2602
XAPG44	XAPD44
XAPG4506	XAPD4506
XAPG4508	XAPD4508
XAPG4604	XAPD4604

Please contact Customer Care Center for Stockable and Non stockable status of references.

NORMAL STOCK ITEMS

W.E.F. February 03<sup>rd</sup>, 2025

XAP Metal

Description	Dimension wxhxd (mm)	Cable Gland type ISO standard	Number of Cut outs	Number of rows		Reference	Unit MRP [₹]
				Vertical	Horizontal		
<b>Die-cast metal enclosures XAPD (grey "RAL 7035" lid and base)</b>							
Zinc Alloy (usable depth 49mm)	80x80x51.5	M20	1	1	1	XAPD1201	3584
	80x80x51.5	M20	2	2	0	XAPD1202	3961
	80x130x51.5	M20	2	1	2	XAPD2202	5133
	80x130x51.5	M20	3	1	3	XAPD2203	5139
	80x130x51.5	M20	4	2	2	XAPD2204	5088
	80x175x51.5	M20	3	1	3	XAPD3203	6288
	80x175x51.5	M20	4	1	4	XAPD3204	6345
	80x175x51.5	M20	6	2	3	XAPD3206	6397
Zinc Alloy (usable depth 74.5mm)	80x80x77	M20	1	1	1	XAPD1501	4332
	80x80x77	M20	2	2	1	XAPD1502	4678
	80x130x77	M20	2	1	2	XAPD2502	6105
	80x130x77	M20	3	1	3	XAPD2503	6103
	80x130x77	M20	4	2	2	XAPD2504	6101
	80x175x77	M20	3	1	3	XAPD3503	4540
	80x175x77	M20	4	1	4	XAPD3504	7379
	80x220x77	M20	4	1	3	XAPD4504	8380
80x220x77	M20	5	1	4	XAPD4505	8368	
80x220x77	M20	6	1	5	XAPD4506	8402	
80x220x77	M20	8	2	4	XAPD4508	8614	
<b>Die-cast Metal enclosure XAPK ( Yellow "RAL 1003" lid and base)</b>							
Zinc Alloy( usable depth 49 mm)	80x80x5.5	M20	1	1	1	XAPK1201	4177
Zinc Alloy(usable depth 74.5 mm)	80x80x77	M20	1	1	1	XAPK1501	4936

Please contact Customer Care Center for Stockable and Non stockable status of references.

NORMAL STOCK ITEMS

W.E.F. February 03<sup>rd</sup>, 2025



# Human Machine Interfaces Product Line-up Guide

Harmony Panels and Industrial PCs

# Basic HMI panels for simple machines

## Harmony ST6 — High-resolution and cost-efficient basic HMI



Harmony STM6: W4", W7"  
Harmony ST6/STW6: W4", W7", W10", W12", W15"



Modular Harmony STM6



Modular HMI Gateway Box



Edge Box HMI



### Supporting Software



EcoStruxure Operator Terminal Expert



EcoStruxure Machine SCADA Expert



HTML 5

- Cost-effective with good quality
- Fits into Schneider EcoStruxure Architecture
- Superior high-resolution screen with 16M colors
- Powered by new-generation software "EcoStruxure Operator Terminal Expert" for high-quality graphics and stylish design
- Tool-free mounting with newly-designed mounting fastener, no need for screwdriver
- 2x Ethernet with Dual IP, end-to-end Cybersecurity
- Modular HMI version with push button 22 mm/0.866 in. mounting system
- Web HMI version with embedded browser (instead of HMI software) for visualizing HTML5 servers on industrial devices
- Remote visualization using Web Viewer feature
- Faceless HMI version with STM6 Gateway Box and Web Viewer feature for applications that do not need a full time operator screen
- Supports Cloud Services on Edge Box HMI (HMISTM6BOXIOT) due to the power of EcoStruxure Machine SCADA Expert software

## Harmony STO7 — Compact color HMI



### Supporting Software



Harmony STO7: W4.3"



EcoStruxure Operator Terminal Expert

- TFT color screen with 480 x 272 pixels
- Removable logo stickers
- Larger screen with full-size ratio in the 4.3" class
- 3 versions for various communication types

## Harmony GTO — Standard HMI



### Supporting Software



Harmony GTO: 3.5", 5.7", W7", 7", 10", 12"



Vijeo Designer

- Excellent brightness with TFT 65K colors
- Stainless steel panel for food and beverage applications
- Standard front and IP65 degree of protection
- Extended Temperature - up to 55 °C/131 °F
- Easy to install and sustainable offer
- Full range of international certifications
- No logo and full conformal coating versions available

## Harmony STU — Cut-out free HMI



### Supporting Software



Harmony STU: 3.5", 5.7"



Vijeo Designer

- Compact for space saving
- Innovative tool-free mounting via 22.5 mm/0.885 in. hole
- Ethernet port RJ45 10BASE-T/100BASE-TX
- Separately mounted via 3 m or 5 m cable with mounting adapter
- Modular design for easy maintenance

## Harmony SCU — Cut-out free HMI controller



### Supporting Software



Harmony SCU: 3.5", 5.7"



EcoStruxure Machine Expert

- Optimum all-in-one combination for HMI and Control
- Innovative tool-free mounting via 22.5 mm/0.885 in. hole
- Reduce machine assembly time and cost
- Space saving
- Embedded CANopen port for field networking
- Modular design for easy maintenance

## Harmony ST6 — High-resolution and cost-efficient basic HMI



Harmony ST6 HMI panels range in sizes from 4” to 15” wide combining the exceptional quality of good graphics and stylish design. They are available in basic, modular, web and Edge Box. The ST6 and STM6 panels offer an improved user operation experience through an intuitive design powered by EcoStruxure Operator Terminal Expert software. The STW6 panels have a pre-installed browser that provides a ready-to-use agnostic terminal allowing all devices to be visualized within an HTML5 server. The Edge Box HMI, thanks to the power of EcoStruxure™ Machine SCADA Expert software, provides an affordable Box to get ready for Cloud Services EcoStruxure Machine brings together key technologies for product connectivity and on-premise edge control, and cloud technologies to provide analytics and digital services. EcoStruxure Machine helps you bring more innovation and added value to your customers throughout the entire machine life cycle. The Harmony ST6/STW6/STM6 and the Edge Box HMI versions meet IIoT challenges at the Connected Products level, by providing secure communication, connectivity, and efficiency to the required software and applications at the Edge Control level, thus opening up more business opportunities.

Product Description	Reference	Unit MRP [₹]
4" W basic operator terminal	HMIST6200	On Request
7" W basic operator terminal	HMIST6400	On Request
10" W basic operator terminal	HMIST6500	On Request
12" W basic operator terminal	HMIST6600	On Request
15" W basic operator terminal	HMIST6700	On Request
"4"W basic modular terminal"	HMISTM6200	On Request
"7"W basic modular terminal"	HMISTM6400	On Request
Basic HMI Gateway , STM6	HMISTM6BOX	On Request
"4"W basic Web terminal"	HMISTW6200	On Request
7" W basic Web terminal	HMISTW6400	On Request
10" W basic Web terminal	HMISTW6500	On Request
12" W basic Web terminal	HMISTW6600	On Request
15" W basic Web terminal	HMISTW6700	On Request
Basic HMI Edge Box,STM6	HMISTM6BOXIOT	On Request

## Harmony STO7 - Compact color HMI



- Best-in-class display
- With screen quality based on ppi similar to Harmony GTU, the Harmony STO7●●
- 4.3” color screens support crisp-clear visualization and a high quality display.
- This enables you to create more attractive and distinguished applications for industry.

Product Description	Reference	Unit MRP [₹]
4.3" touch panel screen RS232C	HMISTO705	On Request
4.3" touch panel screen RS232C/485	HMISTO715	On Request
4.3" touch panel screen Ethernet	HMISTO735	On Request
RTC battery set	HMIZSRTC1	On Request

## Harmony STU - Cut-out free HMI



- Harmony STU panels are compact open panels offering greater communication capabilities. The high resolution touch screens, clever mounting system, and HMI software make them ideal for machine manufacturer solutions in industry and infrastructure
- No panel cut-out is required to install a Harmony STU small panel. All you need to do is drill a hole measuring 22 mm in diameter - just like installing a push button. The front module (comprising the screen) is connected to the rear module (comprising the terminals and connectors) via this 22 mm drilled hole

Product Description	Reference	Unit MRP [₹]
Touch Panel Screen 3*5 Color	HMISTU655	On Request
Touch Panel Screen 5*7 Color	HMISTU855	On Request
STU 3in5 without marking on overlay	HMISTU655W	On Request
STU 5in7 without marking on overlay	HMISTU855W	On Request
STU 3in5 front module	HMIS65	On Request
STU 5in7 front module	HMIS85	On Request
STU rear module	HMIS5T	On Request

Please contact Customer Care Center for Stockable and Non stockable status of references.

NORMAL STOCK ITEMS

W.E.F. February 03<sup>rd</sup>, 2025



## Basic HMI Panels for Simple Machines

### Harmony GTO - Standard HMI



- Standard and Stainless HMI panels with 3.5" to 12.1" screen.
- Harmony GTO Standard HMI panels feature optimized information and communication technologies, which, depending on the model, include:
- High level of communication (embedded Ethernet, multilink, Web server and FTP,e-mail).
- External storage of data (SD memory card and USB memory stick) for storing production data and backing up applications.
- Management of peripherals: printers, etc.
- These panels offer an excellent level of technical performance designed Principally for use by OEM customers.
- The Harmony GTO range has been designed in accordance with numerous standards, certifications and requirements:
  - Standards: EN 61131-2, 61000-6-2 and UL508,
  - Certifications: C-tick, GOST-R, KCC Atex and UL Hazardous location (pending), Marine certifications (pending).
  - Operating temperature: up to 55°C
  - Degree of protection (according to IEC 60529):
    - IP 65 for standard version products
    - IP 67 for standard version products fitted with a cover for harsh environments.
    - IP 66K for "Stainless Steel" version products
- Resistance to high-pressure cleaning (conforming to DIN 40050-9): up to 10 bar for "Stainless Steel" version products.

Product Description	Reference	Unit MRP [₹]
3.5 Color Touch Panel QVGA-TFT	HMIGTO1300	On Request
3.5 Color Touch Panel QVGA-TFT	HMIGTO1310	On Request
5.7 Color Touch Panel QVGA-TFT	HMIGTO2300	On Request
5.7 Color Touch Panel QVGA-TFT	HMIGTO2310	On Request
5.7 Color Touch Panel QVGA Stainless	HMIGTO2315	On Request
7.0 Color Touch Panel WVGA-TFT	HMIGTO3510	On Request
7.5 Color Touch Panel VGA-TFT	HMIGTO4310	On Request
10.4 Color Touch Panel VGA-TFT.	HMIGTO5310	On Request
HMIGTO5310 Coated	HMIGTO5310FC	On Request
HMIGTO5310 coated and logo removed	HMIGTO5310FCW	On Request
HMIGTO5310 logo removed	HMIGTO5310FW	On Request
10.4 Color Touch Panel VGA Stainless	HMIGTO5315	On Request
12.1 Color Touch Panel SVGA-TFT	HMIGTO6310	On Request
HMIGTO6310 Coated	HMIGTO6310FC	On Request
12.1 Color Touch Panel SVGA Stainless	HMIGTO6315	On Request

### Harmony SCU — Cut-out free HMI controller



The ultra-compact range of Harmony SCU HMI controllers are part of Schneider Electric's Flexible Machine Control concept, a key element in MachineStruxure™. The Harmony SCU HMI controllers offer brings together Human Machine Interface and control functions within a single product. This reduces the amount of equipment required and the associated costs throughout the life cycle of the machine. The Harmony SCU integrate, as standard, all their functions. They benefit, in particular, from the same innovation as the Harmony STU panels range: Mounting via a 22 mm diameter hole (pushbutton type) which considerably simplifies installation.

Of modular design, this range comprises:

- 2 complete Harmony SCU products for the control of simple machines, comprising:
  - A 3.5" or 5.7" 65 k color TFT Screen module
  - A Controller module with 16 integrated digital inputs/10 integrated digital outputs
- 2 complete Harmony SCU products for the control of simple processes, comprising:
  - A 3.5" or 5.7" 65 k color TFT Screen module.
  - A Controller module with 8 integrated digital inputs/8 integrated digital outputs and 4 integrated analog inputs/2 integrated analog outputs

Product Description	Reference	Unit MRP [₹]
3.5 Small Controller Panel For Machine	HMISCU6A5	On Request
3.5 Small Controller Panel For Process	HMISCU6B5	On Request
5.7 Small Controller Panel For Machine.	HMISCU8A5	On Request
5.7 Small Controller Panel For Porcess	HMISCU8B5	On Request
Rear Module Small Controller Process	HMISBC	On Request
Rear Module Small Controller Machine	HMISAC	On Request

Please contact Customer Care Center for Stockable and Non stockable status of references.

NORMAL STOCK ITEMS

W.E.F. February 03<sup>rd</sup>, 2025

# Advanced HMI panels for performance machines

## Harmony GTU — High performance modular HMI



### Supporting Software



Harmony GTU: W7", 10", W10", 12, W12", 15", W15", W19"



EcoStruxure Operator Terminal Expert



Vijeo Designer

- 8 sizes of high-resolution displays ranging from 7" to 19", either with modern 16:9 or standard 4:3 ratio
- 3 boxes, two with Real Time OS and one with fully open Windows based
- Up to 2 separate Ethernet ports, serial communication ports, and field bus options suiting IoT
- Industrial multi-touch and fully coated offer
- All memory removable for PC-free box replacements
- Wireless LAN enabled display
- Easy to install with integrated mounting fastener and antidrop lock
- Multi-display capability with Open box using DVI interface or multi-display adapter

## Harmony GTUX — eXtreme HMI



### Supporting Software



Harmony GTUX: W7", W12", W15"



Vijeo Designer

- A wide temperature range from -30...+70 °C /-22 ...+158 °F
- Sunlight Readable: High brightness LCD (1000 cd/m<sup>2</sup>), anti-glare surface
- Robustness: UV Protection, conformal coated (fully coated)
- Dust and water proof (IP66F, IP67F and UL50E Type 4X (Outdoor use))
- Environmental standard: Class 1, Div. 2, ATEX/IECEX Zone 2/22
- Variety of interfaces including dual Ethernet ports
- Modular design with stainless front face
- Suitable for industry segments like Oil & gas, Water and Waste Water (WWW) management

## Harmony GK — Keyboard HMI



### Supporting Software



Harmony GK: 5.7", 10.4"



Vijeo Designer

- Fine control inputs even in severe environment
- Touch screen and keypad keys configurable simultaneously or separately
- Highly robust with operating temperatures up to 55 °C /131 °F, reducing maintenance problems and time

## Advanced HMI Panels for Performance Machines

### Harmony GTU — High performance modular HMI



Harmony GTU are universal panels that include smartphone-like interface and Wireless technology. They offer unmatched comfort of use with no compromise on performance and openness.

Product Description	Reference	Unit MRP [₹]
Premium BOX for Universal Panel	HMIG3U	On Request
Standard Box for Universal Panel	HMIG2U	On Request
Open BOX for Universal Panel	HMIG5U2	On Request
Open BOX Universal Panel	HMIG5U22	On Request
7W Touch Advanced Display WVGA	HMIDT351	On Request
10W Touch Advanced Display WXGA	HMIDT551	On Request
10.4 Touch Smart Display SVGA	HMIDT542	On Request
12W Touch Advanced Display WXGA	HMIDT651	On Request
12.1 Touch Smart Display XGA	HMIDT642	On Request
15 Touch Smart Display XGA	HMIDT732	On Request
15W Touch Smart Display FWXGA	HMIDT752	On Request
19W Touch Smart Display FWXGA	HMIDT952	On Request

### Harmony GTUX — eXtreme outdoor HMI panels for harsh outdoor environment



- Harmony GTUX is a modularly designed robust terminal suitable for harsh outdoor environments. Features like high brightness and UV protection to direct sunlight, protection against water and dust, and supporting a wide range of temperatures make it an ideal choice for direct outdoor operation in O&G, WWW, and MMM segments.
- Harmony eXtreme panels can be used in applications like smart energy generation (solar, wind turbine, biomass, hydropower genset, etc.), hoisting, compressor, pumping, and car charging/washing.

Product Description	Reference	Unit MRP [₹]
Extreme BOX	HMIG3X	On Request
7W Touch eXtreme Display WVGA	HMIDT35X	On Request
12W Touch eXtreme Display WXGA	HMIDT65X	On Request
15W Touch eXtreme Display FWXGA	HMIDT75X	On Request
Box Module Fixing Bracket for 7W	HMIZXFIX1	On Request
Box Module Fixing Bracket for 12W & 15W	HMIZXFIX2	On Request

Please contact Customer Care Center for Stockable and Non stockable status of references.

NORMAL STOCK ITEMS

W.E.F. February 03<sup>rd</sup>, 2025

## Harmony GK — Keyboard HMI



- Harmony HMI GK graphic terminals share technical characteristics with Harmony GTO to enhance the operator's experience. Ultra-flexible, with two screen sizes (5"7 and 10"4), the Harmony HMI GK can be configured and controlled to precisely match your requirements.
- Designed to operate in severe environments, the Harmony HMI GK offers you optimum control on the keypad, as well as on the touch screen. The latest design is consistent with the Harmony USB keypad (HMIZKB1), ideal for keypad control on small Harmony panels

Product Description	Reference	Unit MRP [₹]
5.7 Keypad Panel QVGA-TFT	HMIGK2310	On Request
10.4 Keypad Panel VGA-TFT	HMIGK5310	On Request

## Easy Harmony ET6

### Harmony ET6 - Essential touchscreen panels for simple machines



- Range from 7" to 15", Easy Harmony ET6 is a robust and cost-effective touch screen panel that provides refined display, quick touch response and Ethernet capability. The Easy Harmony ET6 is designed with the secure development life-cycle (SDL) process and enhanced the Cybersecurity with secure boot and encrypted transfer.
- Target Segments: Packaging, HVAC, Pumping, Metal Working, Pharmacy, and other miscellaneous sectors of activities

Product Description	Reference	Unit MRP [₹]
7"W Easy Touch Panel, Ethernet model	HMIET6400	On Request
10"W Easy Touch Panel, Ethernet model	HMIET6500	On Request
12"W Easy Touch Panel, Ethernet model	HMIET6600	On Request
15"W Easy Touch Panel, Ethernet model	HMIET6700	On Request

Please contact Customer Care Center for Stockable and Non stockable status of references.

NORMAL STOCK ITEMS

W.E.F. February 03<sup>rd</sup>, 2025

# Harmony Industrial PCs and Edge Box for line management

## Harmony P6 Industrial PCs - Drive efficiency and productivity at the Edge of EcoStruxure



### Supporting Software



Node-RED



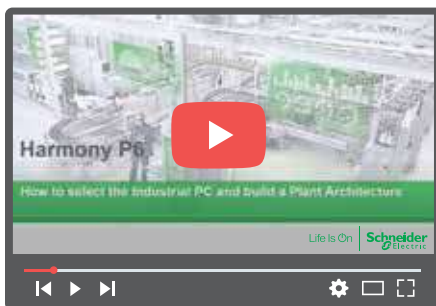
EcoStruxure Operator Terminal Expert



EcoStruxure Machine SCADA Expert



Harmony P6 Modular Box and Modular Display: 12", 15", W10", W12", W15", W19", W22"



How to select the Industrial PC and build a Plant Architecture Click to view the video

- HMIP6 <sup>(1)</sup>
  - Advanced Modular Box PC
    - Intel Core i5 up to 4.1 GHz or Intel Core i7 up to 4.4 GHz or Intel Celeron up to 2.0 GHz, UHD Graphics accelerator
    - 8 to 32 GB or 4 to 16 GB DDR4 RAM, 1x M.2 SSD SATA and 2x 2.5-inch SATA (HDD/SSD) storage slots
    - USB Type A (2x USB 2.0 and 2x USB 3.0), USB Type C (1x USB 3.0), 1x COM RS-232C, 2x RJ45 Ethernet, 1x Display port
    - 2x interface slots and optional extension module for 2x PCI/PCIe slots
    - Default TPM module for encryption
    - RAID HDD with Intel Rapid storage
  - Standard Modular Box PC
    - Intel Core i3 up to 3.9 GHz, UHD Graphics accelerator
    - 8 to 32 GB DDR4 RAM, 1x M.2 SSD SATA and 1x 2.5-inch SATA (HDD/SSD) storage slots
    - USB Type A (2x USB 2.0 and 2x USB 3.0), USB Type C (1x USB3.0), 1x COM RS-232C, 2x RJ45 Ethernet, 1x Display port
    - 2x interfaces slots
    - Default TPM module for encryption
- HMIDM6
  - 4:3 12" and 15" (XGA) color LCD resistive analog multi-touch (2 points) screen with 1x USB 2.0 (Type A), and front USB cover
  - 16:9 10" and 12" (WXGA)/15" (FWXGA)/19" and 21" (FHD) projected capacitive multi-touch (2 points) screen, 7H hardness, anti-scratch, 3 touch mode configuration
  - IP66, Nema 4X indoor front panel
  - All models are certified for CE, RCM, UL 61010-2-201, CSA C22.2 No. 61010-2-201, UL121201, and CSA C22.2 No. 213
  - All DC models are certified for IECEx/ATEX for use in Zone 2 gas/Zone 22 dust, DNV

## Harmony FP6 — Industrial Flat Panel Monitors



Harmony HMIFP6: 12", 15", W10", W12", W15", W19", W22"

- HMIFP6
  - 4:3 12" and 15" (XGA) color LCD resistive analog multi-touch (2 points) screen with 1x USB 2.0 (Type A), and front USB cover
  - 16:9 10" and 12" (WXGA)/15" (FWXGA)/19" and 22" (FHD) projected capacitive multi-touch (2 points) screen, 7H hardness, anti-scratch, 3 touch mode configuration IP66, Nema 4X indoor front panel
  - All models are certified for e, RCM, UL 61010-2-201, CSA C22.2 No. 61010-2-201, UL121201<sup>(4)</sup>, and CSA C22.2 No. 213<sup>(4)</sup>, IECEx/ATEX for use in Zone 2 gas/Zone 22 dust<sup>(4)</sup>

Product Description	Reference	Unit MRP [₹]
FP6, 10w WXGA, PCAP, DVI, DC	HMIFP6500WCD	On Request
12.1 XGA, Analog-Multi, DVI, DC	HMIFP6600TMD	On Request
FP6, 12w WXGA, PCAP, DVI, DC	HMIFP6600WCD	On Request
FP6, 15.0 XGA, Analog-Multi, DVI, DC	HMIFP6700TMD	On Request
FP6, 15w FWXGA, PCAP, DVI, DC	HMIFP6700WCD	On Request
FP6, 19w Full HD, PCAP, DVI, DC	HMIFP6800WCD	On Request
FP6, 22w Full HD, PCAP, DVI, DC	HMIFP6900WCD	On Request

(1) Available as Configured-to-order only and can be ordered using the online configurator.  
 (4) On the front panel when properly installed in an enclosure and not using the front panel USB port.

## EcoStruxure Operator Terminal Expert — Touchscreen configuration software



EcoStruxure Operator Terminal Expert



- Operate intuitively
  - Ability to go beyond the limitations of the physical screen size to improve productivity
  - Convert already created Landscape screens into Portrait screens for vertical scrolling and for screens that require many operation switches
- Reduce time to market
  - Efficient and intuitive engineering
  - For faster customization and modification
- Improve efficiency
  - High usability and image quality for the operator (experience design)
  - With Web Viewer feature, watch/operate the HMI screen remotely with mirroring function

## EcoStruxure Machine SCADA Expert - Lite SCADA for line management



EcoStruxure Machine SCADA Expert



- Save time
  - Quick and easy to install directly on our iPCs
  - Save days of testing and commissioning thanks to a fully tested and validated association
  - Tailored information at a glance using BI-Dashboard template
- Save money
  - Get peace of mind and save time and resources with our single point of contact for Hardware/Software/Operating System support
  - Access SCADA level software, with all its benefits, at a competitive cost/features ratio
- Connectivity and data management
  - Includes 250+ native communication drivers
  - Monitor and control remotely your application with Mobile Access, using a tablet or smartphone

**Note:** For Harmony HMIP6, EcoStruxure Machine SCADA Expert Runtime preinstalled version is available as an option in the online configurator.

## Vijeo Designer — Classic HMI configuration software



Vijeo Designer



- Multi-platform: from optimized panels to iPCs
- Multi-panel communication: automatic data sharing between up to 8 different panels
- Multi-language: 15 languages in runtime and 38 alphabets
- Multi-protocol: on COM and Ethernet ports
- Multi-access: local or remote display with WEB Gate, Vijeo Designer Air and Vijeo Designer Air Plus
- Multi-media: video/sound record/replay capability

### EcoStruxure Operator Terminal Expert - Touchscreen configuration software



- EcoStruxure Operator Terminal Expert allows you to create and edit application screens that control automation systems for Harmony GTU (Premium and Open Box)/STO color/ST6/STM6 terminals, and Harmony industrial PCs (Panel and Box).
- EcoStruxure Operator Terminal Expert features a modern and simple-to-use user interface, easy-to-access functions and information, and a multi-platform working environment. It also shortens design time by providing pre-made navigation framework.

Product Description	Reference	Unit MRP [₹]
Operator Terminal Expert Group, Email	HMIPELCZLGPAAZ	On Request
Operator Terminal Expert Pro, Email	HMIPELCZLSPAZZ	On Request
Operator Terminal Expert Team, Email	HMIPELCZLTPAAZ	On Request
Operator Terminal Expert Vendor, Email	HMIPELVZLSPAZZ	On Request
Web Viewer 3.x, EOTE, Single (1), Perm	HMIWRT001A	On Request
Web Viewer 3.x, EOTE, Single (10), Perm	HMIWRT010A	On Request
Web Viewer 3.x, EOTE, Single (100), Perm	HMIWRT100A	On Request

### EcoStruxure Machine SCADA Expert - Lite SCADA for line management



- EcoStruxure Machine SCADA Expert enables you to use the key features of Microsoft operating system and build a full-featured SCADA or HMI project for your industrial automation business.
- EcoStruxure Machine SCADA Expert is designed in a modern, ribbon-based Windows interface to provide an integrated and user-friendly development environment.
- EcoStruxure Machine SCADA Expert supports capabilities like scripting, animation, E-mail, recipes, security, tags database, multi-touch, alarms, trends, scalability, multilanguage, FDA traceability, PDF export, graphics and design tools, and so on.
- For applications ranging from complex machine control and monitoring to plant supervision and SCADA, EcoStruxure Machine SCADA Expert with Harmony iPC association makes industrial operations smooth and stress-free.

Product Description	Reference	Unit MRP [₹]
EcoStruxure Machine SCADA Expert Basic reissue license with 500 tags	HMIEMSE500A	On Request
EcoStruxure Machine SCADA Expert Supervision, Third party runtime license with 500 tags	HMIEMSE3PRT500A	On Request
EcoStruxure Machine SCADA Expert Line management, Upgrade license for third party runtime license with 1500 tags	HMIEMSE3PUG1KRTA	On Request
EcoStruxure Machine SCADA Expert Basic Buildtime license with 500 tags	HMIEMSEBT500A	On Request
EMSE 3 Party 1.5K Tag RT License	HMIEMSE3PRT1KA	On Request
EMSE 3 Party 32K Tag RT License	HMIEMSE3PRT32KA	On Request
EMSE 3 Party 4K Tag RT License	HMIEMSE3PRT4KA	On Request
EMSE 3 Party 64K Tag RT License	HMIEMSE3PRT64KA	On Request
EMSE 1.5K Tag BT License	HMIEMSEBT1KA	On Request
EMSE 32K Tag BT License	HMIEMSEBT32KA	On Request
EMSE 4K Tag BT License	HMIEMSEBT4KA	On Request
EMSE 64K Tag BT License	HMIEMSEBT64KA	On Request
EMSE 1.5K Tag RT License	HMIEMSEBT1KA	On Request
EMSE 32K Tag RT License	HMIEMSEBT32KA	On Request
EMSE 4K Tag RT License	HMIEMSEBT4KA	On Request
EMSE 64K Tag RT License	HMIEMSEBT64KA	On Request
EMSE Thin Client	HMIEMSETCA	On Request
EcoStruxure Machine SCADA Expert, USB hardkey license	HMIEMSEUSBL	On Request

Please contact Customer Care Center for Stockable and Non stockable status of references.

NORMAL STOCK ITEMS

W.E.F. February 03<sup>rd</sup>, 2025

## Vijeo Designer — Classic HMI configuration software



The cross-platform VijeoDesigner™ configuration software can be used to create operator dialogue applications for controlling automation systems for the following panels:

- Harmony STU (Vijeo Designer Limited Edition is sufficient)
- Harmony GTO
- Harmony GTU
- Harmony GTUX
- Harmony GK
- Magelis XBTGH portable
- Harmony Panel PCs and Box PCs (HMIBMP, HMIBMU, HMIPSP, HMIPSO, HMIPEP)
- Harmony P6

Product Description	Reference	Unit MRP [₹]
Vijeo Designer 6.3, HMI configuration software single license	VJDBTPRO1P	On Request
Vijeo Designer 6.3, HMI configuration software group license	VJDBTPRO3P	On Request
Vijeo Designer 6.3, HMI configuration software team license	VJDBTPRO10P	On Request
Vijeo Designer 6.3, HMI configuration software entity license	VJDBTPRO100P	On Request
Vijeo Designer 6.3, HMI configuration software single upgrade license	VJDUBTPRO1P	On Request
VJD Runtime, Vijeo Designer, Standard PC	VJDRTPROS1P	On Request
VJD Runtime, Vijeo designer, Harmony P6	VJDRTPROH1P	On Request

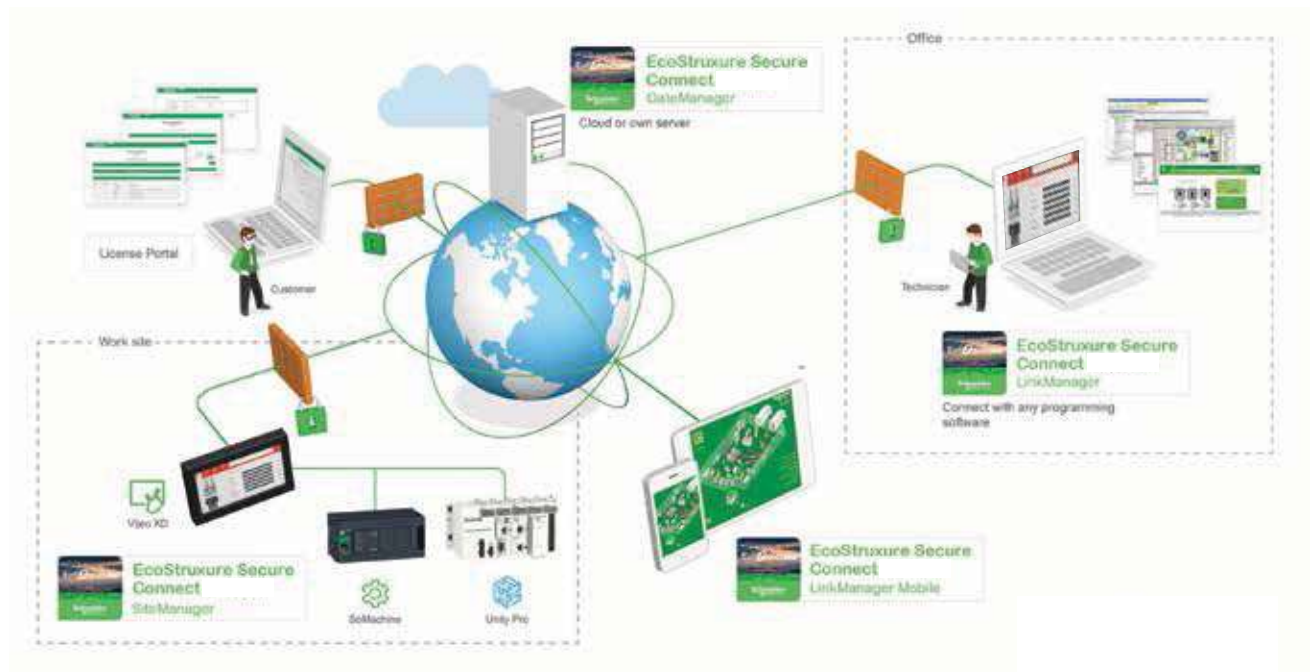
Please contact Customer Care Center for Stockable and Non stockable status of references.

NORMAL STOCK ITEMS

W.E.F. February 03<sup>rd</sup>, 2025



## EcoStruxure Secure Connect — Secure remote access solution



- Provides a secure connection between remote display units on the work site (via SiteManager Embedded) and computers or smart devices in the office (via LinkManager) over a secure central server (GateManager).
- With EcoStruxure Secure Connect, maintenance personnel can access Schneider Electric software and update it remotely and securely via the HMI, PLC, and other connected devices as if they were on site.
- Troubleshooting and repairs can be performed remotely upon request.

### EcoStruxure Secure Connect - Secure remote access solution



EcoStruxure Secure Connect provides a secure connection between remote display units on the work site (via SiteManager Embedded) and computers or smart devices in the office (via LinkManager) over a secure central server (GateManager). With EcoStruxure Secure Connect, technicians and programmers can remotely access the Schneider Electric software and securely update it via the HMI, PLC, and other connected devices just as though they were present on site. Troubleshooting and repair can also be performed remotely upon request.

Product Description	Reference	Unit MRP [₹]
Vijeo Connect Link Manager License	VJOCNTLML	On Request
Vijeo Connect Link Manager Mobile Lic	VJOCNTLMM	On Request
Secure Connect Enterprise Pack	VJOCNTPACKENT	On Request
Secure Connect Essential Pack	VJOCNTPACKESS	On Request
Vijeo Connect Site Manager Basic License	VJOCNTSMBASIC	On Request
Vijeo Connect Site Manager Ext 10 Lic	VJOCNTSMEXT10	On Request
Vijeo Connect Site Manager Ext 5 Lic	VJOCNTSMEXT5	On Request
Vijeo Connect User statistics	VJOCNTSTAT	On Request
Vijeo Connect Gate Manager PremiumAccess	VJOCNTGMPREM	On Request



# years of TeSys...

> Control > Protect > Power > Active

## Innovative and connected solutions for motor starters

TeSys is an innovative motor control and management solution from the global market leader. TeSys offers connected, efficient products and solutions for switching and protection of motors and electrical loads in compliance with all major global electrical standards

## TeSys Function Names

TeSys components are grouped by function name, for easier identification. These functions are related to motor, power, control and protection.

### > TeSys Power:

Components for powering motors



### > TeSys Control:

Components for controlling motors



### > TeSys Protect:

Components for protecting motors



### > TeSys Active:

Connected components for motor circuits





# Start smart. Run smart. With TeSys motor controls.

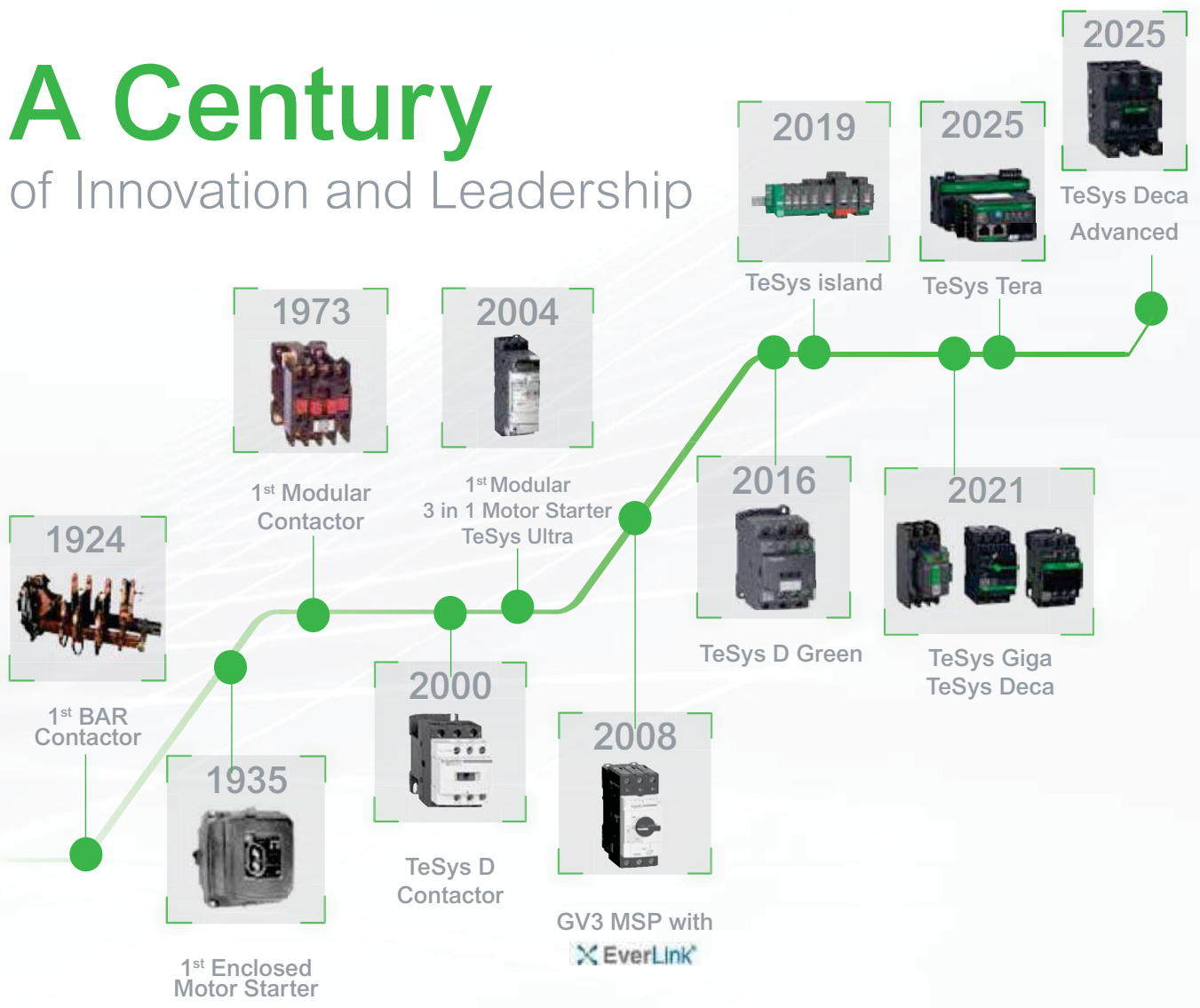
Stay smart with the world's best-selling motor control solutions from the inventor of the world's first contactor - Schneider Electric™.

It started with the introduction of the industry's first BAR contactor in 1924, and today, the legacy of innovation is built into every TeSys motor control device.

Best-in-class safety and reliability, plug-and-play architecture, and flexible functionality mean TeSys motor control solutions can meet your requirements across a wide range of applications, from the most common to the most advanced.

For almost a century, TeSys motor controls have driven the industry with innovations in motor protection, monitoring, and control.

## A Century of Innovation and Leadership



# Superior safety for all industries

TeSys motor controls come with all of the isolation, protection and emergency handling you need to comply with international codes. High-contrast covers identify safety-critical devices to prevent inadvertent manual operation. Every TeSys contactor is both mechanically linked and equipped with mirror contacts for safety applications and wherever auxiliary contact state reliability is critical.



## HVAC

Ensure 24/7 availability of your HVAC system with reliable products that can reach high ambient temperatures without derating.



## Conveying

Decentralize the control cabinet of your conveyor line and benefit from up to 80% space reduction.



## Genset

Make certain your generator starts even in the harshest conditions with robust TeSys solutions.



## Pumping

Optimize single or multi-drive boosters for industry or infrastructure with energy and cost-effective solutions.



## Packaging

Keep pace with the most demanding, high-end packing applications with solutions that can perform 30 million AC53a electrical cycles, like TeSys H.



## Oil and Gas

Keep your employees and assets safe and improve uptime in onshore and offshore applications: pipeline operations; LNG and natural gas processing; and refining and petrochemical applications.



## Water and Wastewater

Optimize the treatment and delivery of safer water by reducing energy usage and lowering operating costs.



## Food and Beverage

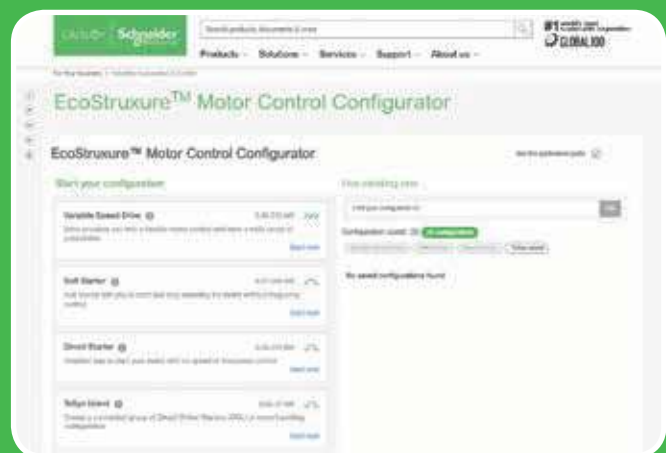
Serve your customers with environmentally friendly products to improve sustainability, efficiency, and flexibility, allowing you to adapt to changing customer habits.

## Online selection tool

### EcoStruxure™ Motor Control Configurator

For Direct-On-Line and Star-Delta starters, motor circuit breakers with advanced protection, motor management relays, configurations for total coordination, drives, and soft starters.

No matter what kind of starting method you need, our online EcoStruxure™ Motor Control Starter Configurator will help you to quickly and easily select the optimal combination of components to ensure maximized motor safety, protection, and uptime.



Scan or click on the QR code

# TeSys Range

## TeSys Component Series Names

Series names are now grouped as per the current ratings

- Series names group conventional components (circuit breakers, contactors, relays, overcurrent relays) by current rating ranges.
  - 0 to 16 A > **TeSys K** Series
  - 9 to 150 A > **TeSys 'Deca'** Series
  - 185 to 800 A > **TeSys 'Giga'** Series.
- TeSys advanced components have a specific classification.
  - 0 to 38 A All-in-one starters > **TeSys 'Ultra'** Series
  - 0 to 80 A Motor Control/Protection/Monitoring system > **TeSys 'island'** Series.
- Other TeSys component names remain unchanged (TeSys F, TeSys B, TeSys T).

### > TeSys K Series

The essential line for motors up to 7.5kW/16A direct on TeSys K series of Motor Starters



### > TeSys Deca Series

The industrial standard for motors up to 75kW/150A direct on TeSys Deca series of Motor Starters



### > TeSys Giga Series

For large motors up to 450kW/800A direct on TeSys Giga Series



### > TeSys Ultra Series

The most compact totally coordinated solution for Motor Starters. For Direct On Line or Reversing Motor Control and Drive Protection upto 18.5kW/38 A on TeSys Ultra series



### > TeSys Island Series

Digitally powered monitoring, control and protection of electrical motors up to 37kW/80 A on TeSys Island Series



# TeSys Control

## TeSys K

### Control Relays - K Model (AC & DC Control)



- Conformance IEC, UL, CSA, CE Marking
- Inbuilt 4 auxiliary contacts
- 10A thermal rating
- Available with AC (50/60Hz Dual frequency), DC & DC low consumption coil options

No of Poles	AC Control Reference	Unit MRP [₹]				DC Control Reference <sup>(4)</sup>	Unit MRP [₹]		
		B7 (24V)	F7 (110V)	M7 (220V)	N7 (415V)		BD (24V)	FD (110V)	MD (220V)
2NO + 2NC	CA2KN22*	1930	1930	1930	1930	CA3KN22**	2685	2685	2685
3NO + 1NC	CA2KN31*	-	-	1930	-	CA3KN31**	2685	2685	2685
4NO	CA2KN40*	-	1930	1930	2305				

No of Poles	DC low consumption Reference <sup>(1) (2) (3)</sup>	Unit MRP [₹]		
		BW3 (24V)	EW3 (48V)	SW3 (72V)
2NO + 2NC	CA4KN22***	3290	3950	3290
3NO + 1NC	CA4KN31***	3290	3950	-
4NO	CA4KN40***	3290	-	-

For other coil voltage ratings regarding above, please contact Schneider Electric customer care.

\* Reference to be completed by adding coil voltage code

- (1) Compatible with PLC outputs  
 (2) Wide range coil (0.7...1.25Uc), suppressor fitted as standard  
 (3) 2 pole auxiliary contact block can be mounted additionally  
 (4) Optional in-built surge suppressor available

### Power Contactors - K Model (3 Pole AC & DC Control)



- Conformance to IEC, UL, CSA
- Current Rating : 6A to 16A, AC-3 duty
- 1NO or 1NC inbuilt auxiliary contact
- Available in 3P & 4P version
- Available with AC (50/60Hz Dual frequency), DC & DC low consumption<sup>(5)</sup> coil options

Motor Power (kW)	Auxiliary Contacts	AC Control Reference	Unit MRP [₹]				DC Control Reference <sup>(5)</sup>	Unit MRP [₹]		
			B7 (24V)	F7 (110V)	M7 (220V)	N7 (415V)		BD (24V)	FD (110V)	MD (220V)
3	1NC	LC1K0601*	1635	1635	1635	1985	LP1K0601**	2555	3085	-
	1NO	LC1K0610*	1635	1635	1635	1635	LP1K0610**	2555	3085	-
5.5	1NC	LC1K0901*	1710	1710	1710	2065	LP1K0901**	2775	2775	2775
	1NO	LC1K0910*	1710	1710	1710	1710	LP1K0910**	2775	2775	2775
7.5	1NC	LC1K1201*	1935	1935	1935	-	LP1K1201**	3220	-	-
	1NO	LC1K1210*	1935	1935	1935	2330	LP1K1210**	3220	3895	3920
10	1NC	LC1K1601*	2285	2285	2285	-	-	-	-	-
	1NO	LC1K1610*	2285	2285	2285	-	-	-	-	-

For other coil voltage ratings contactors, please contact Customer Care.

\* Reference to be completed by adding coil voltage code

(5) For low consumption offer, please contact Customer Care

### Reversing Contactors - K Model



- Conformance to IEC, UL, CSA, CE
- Current Rating : 6A to 16A, AC-3 duty
- 1NO or 1NC inbuilt auxiliary contact
- Available in 3P & 4P version
- Available with AC(50/60Hz Dual frequency), DC & DC low consumption<sup>(6)</sup> coil options

Motor Power (kW)	Auxiliary Contacts	AC Control Reference	Unit MRP [₹]	
			F7 (110V)	M7 (220V)
3	1 NC	LC2K0601*	5440	5440
	1 NO	LC2K0610*	5440	5440
5.5	1 NC	LC2K0901*	5810	5810
	1 NO	LC2K0910*	5810	5810
7.5	1 NC	LC2K1201*	5985	5985
	1 NO	LC2K1210*	5985	5985
10	1 NC	LC2K1601*	8040	8040
	1 NO	LC2K1610*	6685	8040

For other coil voltage ratings contactors, please contact Customer Care.

\* Reference to be completed by adding coil voltage code

(6) For current rating and ref please contact Customer Care

Please contact Customer Care Center for Stockable and Non stockable status of references.

NORMAL STOCK ITEMS

W.E.F. February 03<sup>rd</sup>, 2025

# TeSys Control

## TeSys K

### Accessories - K Model

Description	Mounting	Contacts	Reference	Unit MRP [₹]
Auxiliary contact block	Front	2NC	LA1KN02	895
	Front	1NO + 1NC	LA1KN11 <input checked="" type="checkbox"/>	820
	Front	2NO	LA1KN20	895
	Front	4NC	LA1KN04	1380
	Front	1NO + 3NC	LA1KN13	1380
	Front	2NO + 2NC	LA1KN22 <input checked="" type="checkbox"/>	1380
	Front	3NO + 1NC	LA1KN31	1380
	Front	4NO	LA1KN40	1380

Description	Control Voltage	Range	Reference	Unit MRP [₹]
On Delay Electronic Timer	24..48 V AC/DC	1..30S	LA2KT2E	4515

Description	Coil Voltage	Reference	Unit MRP [₹]
Surge Suppressor - RC Circuit	220..250V AC	LA4KA1U*	1265
Surge Suppressor - Varistor	130..250V AC/DC	LA4KE1UG*	1265
Surge Suppressor - Varistor	50..129V AC/DC	LA4KE1FC*	1265

\* Lot size 5

(1) Front mounted with common point changeover contact

Please contact Customer Care Center for Stockable and Non stockable status of references.

NORMAL STOCK ITEMS

W.E.F. February 03<sup>rd</sup>, 2025

# TeSys Capacitor Duty Contactor

## Capacitor Duty Contactor



Nominal Reactive Power 440V	Auxiliary Contacts	Reference	Unit MRP [₹]	
			F7 (110 V)	M7 (220V)
<b>LC1-D•K - with Damping Resistors &amp; Block of Early Make poles</b>				
12.5 kVar	1NO + 2NC	LC1DFK*	5885	5885
16.7 kVar	1NO + 2NC	LC1DGK*	8265	8265
25 kVar	1NO + 2NC	LC1DMK*	10180	10180
32 kVar	1 NO + 2NC	LC1DPK*	22180	22180
40 kVar	1NO + 2NC	LC1DTK*	30555	30555
60 kVar	1NO + 2NC	LC1DWK12*	34395	34395

For other coil voltage ratings contactors, please contact Customer Care.  
\* Reference to be completed by adding coil voltage code



Instruction Manual  
Video for Capacitor  
Duty Contactors



Guide for the Design  
and Production of LV  
Power Factor  
Correction Cubicles

For complete information on selection of capacitor switching please refer to the TeSys catalogue

Please contact Customer Care Center for Stockable and Non stockable status of references.

NORMAL STOCK ITEMS

W.E.F. February 03<sup>rd</sup>, 2025



# TeSys Control

## TeSys Deca

The next-generation TeSys Deca series motor starters offer a reliable and robust solution for a faster machine time-to-market. It has a new modern look & feel and is designed to meet the requirements of Electro domestic applications. Ease of operation and reliability is guaranteed with the new multi-standard screws. Digital customer experience is enhanced with a QR embedded from product to packaging.

### TeSys Deca Control Contactors (AC & DC Control)



- Conformance to IEC, UL, CSA
- 5 inbuilt auxiliary contacts, in just 2 variants
- Available with AC (50/60Hz Dual frequency), DC & DC low consumption coil options
- High Operating ambient temperature upto 60 Deg C
- Inbuilt surge suppressor for DC & DC low consumption

No of Poles	AC Control Reference	Unit MRP [₹]				DC Control Reference <sup>(4)</sup>	Unit MRP [₹]		
		B7 (24V)	F7 (110V)	M7 (220V)	N7 (415V)		BD (24V)	FD (110V)	MD (220V)
3NO + 2NC	CAD32*	2065	2065	2065	2065	CAD32**	2965	2965	2965
5NO	CAD50*	2065	2065	2065	-	CAD50**	2965	2965	2965

No of Poles	DC low consumption Reference <sup>(1) (2) (3)</sup>	Unit MRP [₹]		
		BL (24V)	FL (110V)	ML (220V)
3NO + 2NC	CAD32***	3710	-	6285
5NO	CAD50***	3710	4445	-

For other coil voltage ratings contactors, please contact Customer Care.

\* Reference to be completed by adding coil voltage code

(1) Compatible with PLC outputs

(2) Wide range coil (0.7...1.25Uc), suppressor fitted as standard

(3) 2 pole auxiliary block can be mounted

### Power Contactors - Deca Model (3 Pole AC & DC Control)



- Conformance to IEC, UL, CSA
- Available with AC (50/60Hz Dual frequency), DC & DC low consumption coil options
- High Operating ambient temperature, no derating upto 60 Deg C
- Inbuilt 1NO + 1NC auxiliary contacts upto 150A
- High electrical and mechanical life
- Fuse-less Type 2 Co-ordination Charts available
- EverLink® terminal for 40, 50, 65 & 80A contactors
- Inbuilt surge suppressor in DC coil for 9-80A

[Ie] Rated Operational Current AC-1	kW	AC-3 Duty			Auxiliary Contacts	AC Control Reference	Unit MRP [₹]		
		HP	A				M7 (220V)	N7 (415V)	F7 (110V)
25	4	5.5	9	1 NO + 1 NC	LC1D09*	2050	2050	2050	
25	5.5	7.5	12	1 NO + 1 NC	LC1D12*	2305	2305	2305	
32	9	12.5	18	1 NO + 1 NC	LC1D18*	2675	2675	2675	
40	11	15	25	1 NO + 1 NC	LC1D25*	3325	3325	3325	
50	15	20	32	1 NO + 1 NC	LC1D32*	6465	6465	6465	
50	18.5	25	38	1 NO + 1 NC	LC1D38*	9195	9195	9195	
60	22	30	40	1 NO + 1 NC	LC1D40A*	9835	9835	9835	
80	25	35	50	1 NO + 1 NC	LC1D50A*	12755	12755	12755	
80	37	50	65	1 NO + 1 NC	LC1D65A*	17695	17695	17695	
125	45	60	80	1 NO + 1 NC	LC1D80*	26640	26640	26640	
125	45	60	95	1 NO + 1 NC	LC1D95*	28480	28480	28480	
250	59	80	115	1 NO + 1 NC	LC1D115*	35050	35050	35050	
250	80	110	150	1 NO + 1 NC	LC1D150*	43815	43815	43815	

For other coil voltage ratings contactors, please contact Customer Care.

\* Reference to be completed by adding coil voltage code

Please contact Customer Care Center for Stockable and Non stockable status of references.

NORMAL STOCK ITEMS

W.E.F. February 03<sup>rd</sup>, 2025

# TeSys Control

## TeSys Deca

[le] Rated Operational Current AC-1	AC-3 Duty			Auxiliary Contacts	DC Control Reference <sup>(1)</sup>	Unit MRP [₹]		
	kW	HP	A			BD (24V)	FD (110V)	MD (220V)
25	4	5.5	9	1 NO + 1 NC	LC1D09*	3255	3175	3255
25	5.5	7.5	12	1 NO + 1 NC	LC1D12*	3660	3660	3660
32	9	12.5	18	1 NO + 1 NC	LC1D18*	4510	4400	4510
40	11	15	25	1 NO + 1 NC	LC1D25*	5695	5560	5695
50	15	20	32	1 NO + 1 NC	LC1D32*	11620	11340	11620
50	18.5	25	38	1 NO + 1 NC	LC1D38*	13730	13730	13730
60	22	30	40	1 NO + 1 NC	LC1D40A*	16445	-	-
80	25	35	50	1 NO + 1 NC	LC1D50A*	20640	20640	-
80	37	50	65	1 NO + 1 NC	LC1D65A*	23405	-	-
125	45	60	80	1 NO + 1 NC	LC1D80*	31785	31785	31785
125	45	60	95	1 NO + 1 NC	LC1D95*	34835	34835	34835
250	59	80	115	1 NO + 1 NC	LC1D115*	41170	41170	41170
250	80	110	150	1 NO + 1 NC	LC1D150*	49405	49405	49405

For other coil voltage ratings contactors, please contact Customer Care.

\* Reference to be completed by adding coil voltage code

### TeSys Deca Power Contactors (3 Pole DC Low Consumption)

Now available upto 80A with the TeSys Deca Advanced Low Consumption offer

[le] Rated Operational Current AC1	Motor Power (Long Life) AC3			Auxiliary Contacts	Reference	Unit MRP [₹]	
	kW	HP	A			BL (24V)	EL (48V)
25	4	5.5	9	1 NO + 1 NC	LC1D09**** <input checked="" type="checkbox"/>	3570	3570
25	5.5	7.5	12	1 NO + 1 NC	LC1D12**** <input checked="" type="checkbox"/>	3995	3995
32	9	12.5	18	1 NO + 1 NC	LC1D18**** <input checked="" type="checkbox"/>	6105	6105
40	11	15	25	1 NO + 1 NC	LC1D25**** <input checked="" type="checkbox"/>	7440	7440
50	15	20	32	1 NO + 1 NC	LC1D32**** <input checked="" type="checkbox"/>	12725	12725

[le] Rated Operational Current AC1	Motor Power (Long Life) AC3			Auxiliary Contacts	Reference	Unit MRP [₹]			
	kW	HP	A			BBE (24V DC)	BNE (24-60V AC/DC)	EHE (48-130V AC/DC)	KUE (100-250V AC/DC)
60	22	30	40	1 NO + 1 NC	LC1D40A#	16445	16445	16445	16445
80	25	35	50	1 NO + 1 NC	LC1D50A#	20640	20640	20640	20640
80	37	50	65	1 NO + 1 NC	LC1D65A#	23405	23405	23405	23405
80	37	50	80	1 NO + 1 NC	LC1D80A#	28405	28405	28405	28405

For other coil voltage ratings contactors, please contact Customer Care.

\* Reference to be completed by adding coil voltage code

### TeSys Deca Power Contactors (4 Pole AC & DC Control)



- Conformance to IEC, UL, CSA
- Available with AC (50/60Hz Dual frequency), DC & DC low consumption<sup>(1)</sup> coil options
- High Operating ambient temperature, no derating upto 60 deg C

[le] Rated Operational Current AC1	Poles Composition	AC control Reference	Unit MRP [₹] M7 (220V)	DC control Reference	Unit MRP [₹]		
					BD (24V)	FD (110V)	MD (220V)
20	4NO	-	-	LC1DT20**	3925	3925	3925
	2NO+2NC	-	-	LC1D098**	4275	4275	4275
25	4NO	-	-	LC1DT25**	4715	4715	4715
	2NO+2NC	-	-	LC1D128**	6155	6155	6155
32	4NO	-	-	LC1DT32**	5185	8790	6210
	2NO+2NC	-	-	LC1D188**	7010	8390	7010
40	4NO	-	-	LC1DT40**	8125	8125	8125
	2NO+2NC	-	-	LC1D258**	10710	10710	10710
60	4NO	-	-	LC1DT60A#	16260	19480	19480
	2NO+2NC	-	-	LP1D40008**	21365	25605	21365
80	4NO	-	-	LC1DT80A#	24255	24255	-
	2NO+2NC	-	-	LP1D65008**	28725	28725	-
125	4NO	-	-	LP1D80004**	31115	37280	-
	2NO+2NC	-	-	LP1D80008**	35900	43010	35900
250	4NO	LC1D1150046*	39215	LC1D1150046**	43565	43565	-

**Note:** Please contact Customer Care for 4 Pole AC coil contactor details

<sup>(1)</sup> For current rating and ref please contact Customer Care

For other coil voltage ratings contactors, please contact Customer Care.

\* Reference to be completed by adding coil voltage code

Please contact Customer Care Center for Stockable and Non stockable status of references.

NORMAL STOCK ITEMS

W.E.F. February 03<sup>rd</sup>, 2025



# TeSys Deca Advanced

## The Revolutionary Electronic Coil Contactor



Complete range in 4 frame sizes:

09-12-18A

25-32-38A

40-50-65-80A

115-150A NEW

 -80%

Up to 80% less energy consumption than a traditional electromechanical motor starter

10X Reduction  
in references

Only 3 references to cover the complete voltage range for AC and DC

 -35%

Highest currents in smallest size, e.g.

PLC Compatible

Direct connection to a PLC without the need for an interposing relay

SEMIF47

High uptime thanks to wide band coil with high resistance to voltage surges/SEMIF47 conform




Scan to see TeSys Deca Advanced under voltage performance.

# TeSys Control

## Deca Advanced Contactors

### Introduction



### TeSys Deca Advanced contactors



9...18 A



25...38 A



40...80 A



115...150 A

#### Power & switch

- 3 or 4 power poles
- 9 to 150 A (AC-3/AC-3e)
- 25 to 200 A (AC-1)
- Embedded 1 NO + 1 NC auxiliary contacts
- Patent EverLink main power terminals <sup>(1)</sup>

#### Efficient design

- Low consumption coils
- High rating within compact size
- Ready for IE3/IE4 high efficiency motor

#### Remote control

- 24V DC <sup>(2)</sup>, 24...60 V, 48...130 V 100...250 V, 200...500 V AC/DC coils
- PLC direct control available <sup>(3)</sup>
- High resistance to voltage fluctuation
- Embedded surge suppressor

#### Standards & Certifications

- Multiple standards
- International certifications

<sup>(1)</sup> for LC1D40A...150A

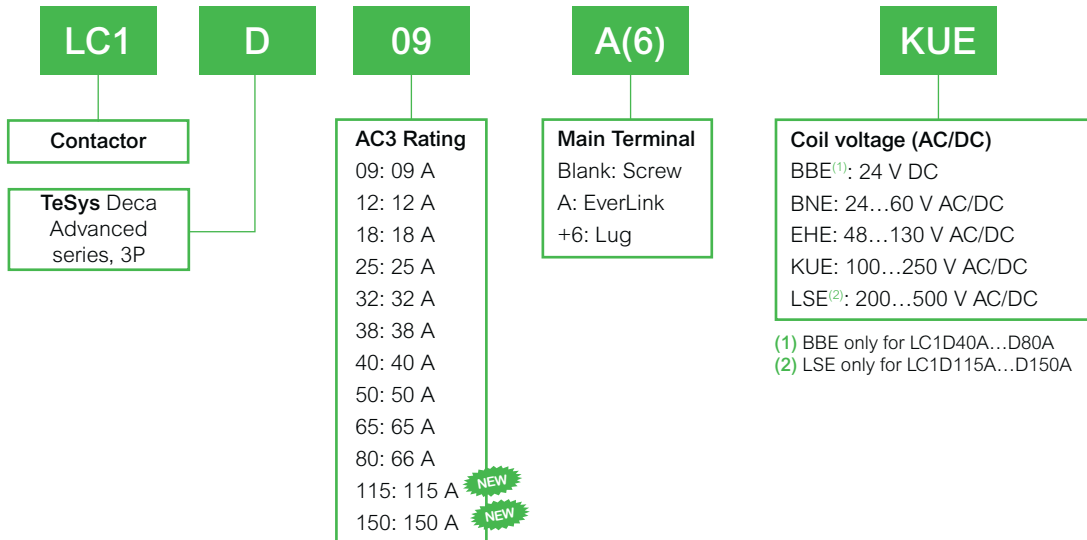
<sup>(2)</sup> BBE coil for LC1D40A...80A for PLC direct input

<sup>(3)</sup> BNE coil for LC1D09...38, BBE coil for LC1D40 A...80A

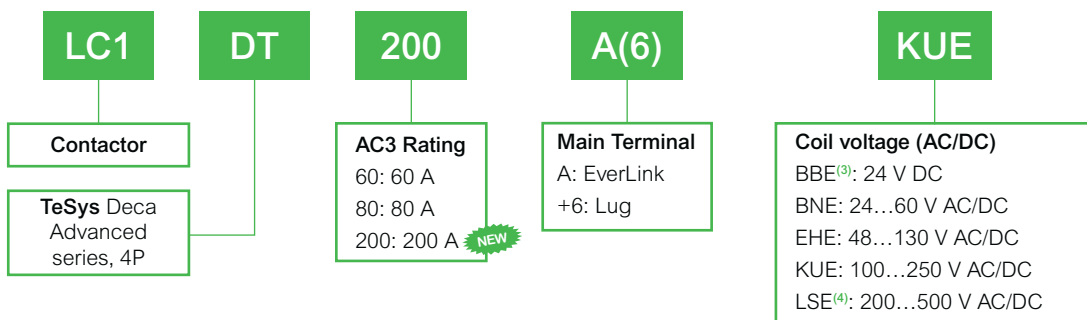
# TeSys Control

## Deca Advanced Contactors

### TeSys Deca Advanced Contactors



(1) BBE only for LC1D40A...D80A  
(2) LSE only for LC1D115A...D150A



(3) BBE only for LC1DT60A...DT80A  
(4) LSE only for LC1DT200A

# TeSys Control

## Deca Advanced Contactors

### TeSys Deca Advanced Contactor (3 Pole AC/DC Universal Coil)



- Universal AC/DC coil from 24 - 250V
- Special low consumption offer from 40-80A
- Fuseless Type 2 Co-ordination charts available

### The Revolutionary Electronic Coil Contactor

[le] Rated Operational Current AC1	AC3 Duty (Long Life)			Auxiliary Contacts	Reference	Unit MRP [₹]			
	kW	HP	A			BNE (24-60V AC/DC)	EHE (48-130V AC/DC)	KUE (100-250V AC/DC)	LSE (200-250V AC/DC)
25	4	5.5	9	1 NO + 1 NC	LC1D09	4240	4240	4240	-
25	5.5	7.5	12	1 NO + 1 NC	LC1D12	4395	4395	4395	-
32	9	12.5	18	1 NO + 1 NC	LC1D18	5800	5800	5800	-
40	11	15	25	1 NO + 1 NC	LC1D25	6925	-	6925	-
50	15	20	32	1 NO + 1 NC	LC1D32	14070	14070	14070	-
50	18.5	25	38	1 NO + 1 NC	LC1D38	15180	18035	15180	-
60	22	30	40	1 NO + 1 NC	LC1D40A	16445	16445	16445	-
80	25	35	50	1 NO + 1 NC	LC1D50A	20640	20640	20640	-
80	37	50	65	1 NO + 1 NC	LC1D65A	23405	23405	23405	-
60	37	50	80	1 NO + 1 NC	LC1D80A	28405	28405	28405	-
80	22	30	40	1 NO + 1 NC	LC1D40A	16445	16445	16445	-
80	25	35	50	1 NO + 1 NC	LC1D50A	20640	20640	20640	-
80	37	50	65	1 NO + 1 NC	LC1D65A	23405	23405	23405	-
250	59	80	115	1 NO + 1 NC	LC1D115A <span style="color: green;">NEW</span>	38035	39695	39445	40610
250	80	110	150	1 NO + 1 NC	LC1D150A <span style="color: green;">NEW</span>	40445	41610	41245	42415

For other coil voltage ratings contactors, please contact Customer Care.

\* Reference to be completed by adding coil voltage code

### TeSys Deca Advanced Power Contactors (4 Pole AC & DC Control)

[le] Rated Operational Current AC-1	Poles Composition	Auxiliary Contacts	AC & DC Control Reference	BBE (24V DC only)	Unit MRP [₹]			
					BNE (24-60V AC/DC)	EHE (48-130V AC/DC)	KUE (100-250V AC/DC)	LSE (200-250V AC/DC)
60	4NO	1NO + 1NC	LC1DT60A	16260	16260	16260	16260	-
80	4NO	1NO + 1NC	LC1DT80A	24255	24255	24255	24255	-
200	4NO	1NO + 1NC	LC1DT200A <span style="color: green;">NEW</span>	-	47305	50547	50183	52826

### Coil Voltage Code

Type	Voltage	24-60V AC/DC	48-130V AC/DC	100-250V AC/DC	200-250V AC/DC
AC/DC*	LC1D09 - D38, LC1D40A - 80A, LC1DT60A - 80A	BNE	EHE	KUE	
	LC1D115A - 150A <span style="color: green;">NEW</span>	BNE	EHE	KUE	LSE
24V DC Low Consumption*	LC1D40A - 80A, LC1DT60A - 80A	BBE (24V DC only)		-	-

For other coil voltage ratings contactors, please contact Customer Care.

\* Reference to be completed by adding coil voltage code



Check the features of the TeSys Deca Advanced

Please contact Customer Care Center for Stockable and Non stockable status of references.

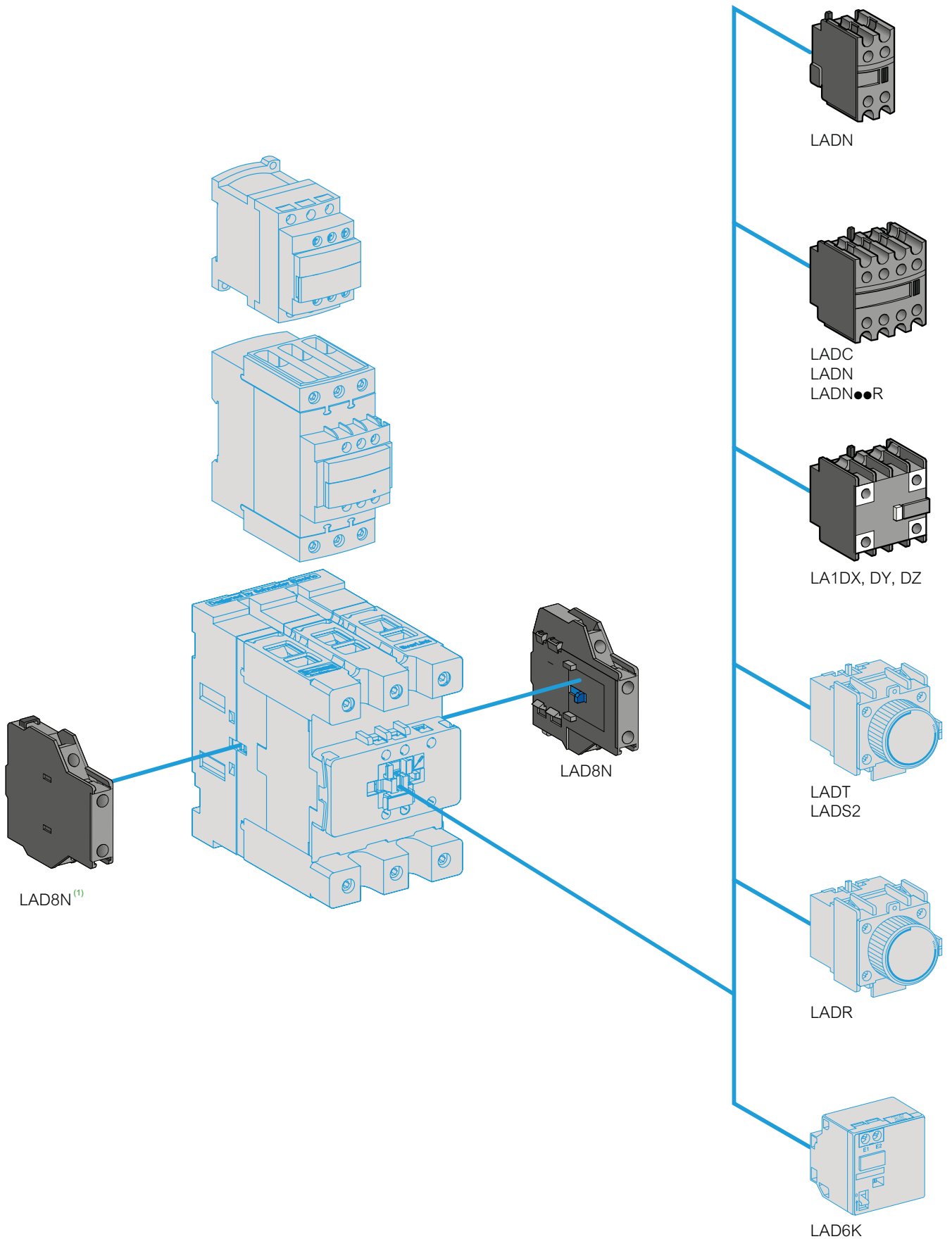
NORMAL STOCK ITEMS

W.E.F. February 03<sup>rd</sup>, 2025

# TeSys Control

## Deca Advanced Contactors

### Introduction



(1) No left side mounting on Deca Advanced contactors up to LC1D38.

# TeSys Control

## TeSys Deca

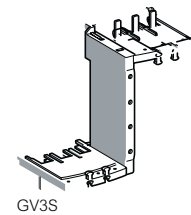
Description	For use with	Reference	Unit MRP [₹]
<b>Power connection accessories</b>			
Terminal block	For supply to one or more GV2 G busbar sets	GV1G09	2585
Set of 63A busbars for parallelling of contactors	2 contactors LC1D09...D18 or D25...D38	GV2G245	2515
	4 contactors LC1D09...D18 or D25...D38	GV2G445	3955
Set of 115A busbars for parallelling of contactors	2 contactors LC1D40A...D80A	GV3G264	4520
	3 contactors LC1D40A...D80A	GV3G364 <sup>(1)</sup>	2415
Set of S-shape busbars	For circuit breakers GV3P** & GV3L** and contactors LC1 D40A...D65A	GV3S	1810

\*\*Not applicable for GV3P/GV3L 73A and 80A

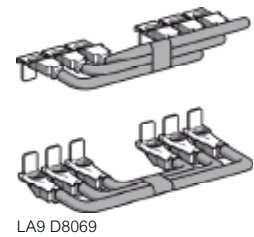


Description	For use with	Reference	Unit MRP [₹]
Mechanical interlock	LC1D09 to D38(1)	LAD9V2	920
	LC1D40A to D65A(1)	LAD4CM	1870
	LC1D80 and D95 ( for AC control voltage)	LA9D4002	4100
	LC1D80 and D95 (for DC control voltage)(2)	LA9D8002	6105
	LC1D115 and D150(2)	LA9D11502	6190

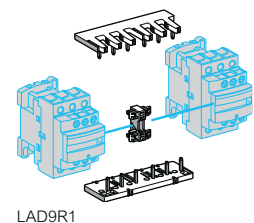
(1) With this set of busbars, any one contactor can be supplied directly by its EverLink® double cage power terminal block. The other two contactors are supplied by the busbar set. The 115A limitation is therefore applied to these two contactors.  
 (2) With electrical interlock



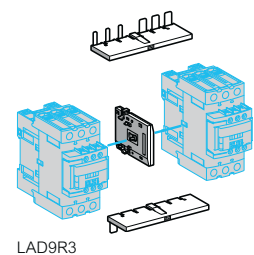
Description	For use with	Reference	Unit MRP [₹]
<b>Power Connection for Reversing</b>			
Kit Comprising :	LC1D09 to D38	LAD9V5	765
1. A set of parallel bars	LC1D09 to D38	LAD9V6	955
2. A set of reverser bars.	LC1D40A to D80A	LA9D65A69	3980
	LC1D80 and D95 ( for AC control voltage)	LA9D8069	8520
	LC1D80 and D95 (for DC control voltage)	LA9D8069	8520
	LC1D115 and D150	LA9D11569	14175



Description	For use with	Reference	Unit MRP [₹]
<b>Reversing Kit</b>			
Kit Comprising :			
1. A mechanical interlock LAD 9V2 with electrical interlocking LAD 9V1	LC1D09 to D38	LAD9R1V	1915
2. A set of power connections LAD 9V5 (parallel) and LAD 9V6 (reversing).			
Kit Comprising :			
1. A mechanical interlock LAD 9V2 without electrical interlocking	LC1D09 to D38	LAD9R1	1910
2. A set of power connections LAD 9V5 (parallel) and LAD 9V6 (reversing).			
Kit Comprising :			
1. A mechanical interlock LAD 4CM	LC1D40A to D80A	LAD9R3	4545
2. A set of power connections LA9 D65A69.			



Description	For use with	Reference	Unit MRP [₹]
<b>Star Delta Kit</b>			
Time delay contact block LAD S2 (LC1D09...D80),	LC1D09 and D12	LAD91217	7190
Power circuit connections (LC1D09...D80),	LC1D18 to D32	LAD93217	9245
Hardware required for fixing the contactors onto the mounting plate (LC1D80)	LC1D40A and D50A	LAD9SD3	18680
	LC1D80	LA9D8017	20745



Please contact Customer Care Center for Stockable and Non stockable status of references.

NORMAL STOCK ITEMS

W.E.F. February 03<sup>rd</sup>, 2025



# TeSys Control

## TeSys Deca

Description	Time Delay Range	Timer Type	Reference	Unit MRP [₹]
On delay timer <sup>(1) (2)</sup>	15...30 s	on delay	LA4DT2U	6935
On delay timer <sup>(1) (2)</sup>	0.1...2 s	on delay	LA4DT0U	6935
On delay timer <sup>(1) (2)</sup>	25...500 s	on delay	LA4DFB	6390
Relay interface module - 24V DC <sup>(1) (2)</sup>	-	-	LA4DT4U	7770

(1) For LC1 D09...38A (3P, AC coils only) add mounting adaptor LAD4BB and for LC1 D40A...65A (3P, AC coils only), add mounting adaptor LAD4BB3.  
(2) For LC1D80...150 (3P), direct mounting, for 100-250V AC Coils only.

Description	For use with	Reference	Unit MRP [₹]				
			B (24V) (AC/DC)	E (42/48V) (AC/DC)	F (110/127V) (AC/DC)	M (220/240V) (AC/DC)	Q (380/415V) (AC/DC)
<b>TeSys Deca Model Mechanical Latch Blocks</b>							
Front, Clip-on	LC1D09...D38 (a or c) LC1DT20...DT40 (a or c) LC1D40A...D65A (3P a or c) LC1DT60A and DT80A (4P a or c)	LAD6K10*	8335	8335	8335	8335	-
	LC1D80...D150 (3P a) LC1D80 and D115 (3 P c) LC1D80 (4 P a) LC1D80 and D115 (4 P a) LP1D80 and LC1D115 (4 P c)	LA6DK20*	8700	9760	9760	8700	13710

\* Reference to be completed by adding coil voltage code and recommended to check availability with Customer Care team

### Spare Coils TeSys Deca Model

Product Compatibility	Reference
<b>AC Coils</b>	
CAD, LC1-D09...D38, DT20...40	LXD1*
LC1D40A, D50A, D65A & LC1DT60A, DT80A	LXD3*
D80 & D95 (3P & 4P)	LX1D6*
LC1-D115, D150	LX1D8*
<b>DC Coils</b>	
LC1-D80-D95	LX4D7**
LC1-D115, D150	LX4D8**

\* Reference to be completed by adding coil voltage code and recommended to check availability with Customer Care team

### Coil Voltage Code

Type	Voltage (V)	24	110	220	415
AC*	CAD, LC1-D09...D38, DT20...40, LC1 - D150, LC1D40A, D50A, D65A & LC1DT60A, DT80A, LC1D150 LC1D80, D95, D115	B7	F7	M7	N7

Please contact Customer Care Center for Stockable and Non stockable status of references.

NORMAL STOCK ITEMS

W.E.F. February 03<sup>rd</sup>, 2025

# TeSys Control

## TeSys Deca

### Accessories

Description	For use With	Contacts	Reference	Unit MRP [₹]	
<b>Add On Blocks</b>					
Additional instantaneous auxiliary contact blocks	LC1D09 ...LC1D150*	Front Mounted 1NO + 1NC	LADN11	615	
		Front Mounted 2NO	LADN20 ✓	615	
		Front Mounted 2NC	LADN02	985	
		Front Mounted 2NO + 2NC	LADN22 ✓	1120	
		Front Mounted 4NC	LADN04	1630	
		Front Mounted 4NO	LADN40 ✓	1120	
		Front Mounted 1NO + 3NC	LADN13	1120	
		Front Mounted 3NO + 1NC	LADN31 ✓	1120	
		LC1D80..LC1D95	Front Mounted 1NO	LADN10	545
			Front Mounted 1NC	LADN01	545

Description	Contacts	Reference	Unit MRP [₹]
<b>Add On Blocks</b>			
Additional instantaneous auxiliary contact blocks	Side Mounted <sup>(1)</sup> 1NO + 1NC	LAD8N11	2345
	Side Mounted <sup>(1)</sup> 2NO	LAD8N20	2345
Pneumatic timer blocks front mounted	ON delay 1NO + 1NC 0.1..3s	LADT0	4445
	ON delay 1NO + 1NC 0.1..30s	LADT2	4445
	ON delay 1NO + 1NC 10..180s	LADT4	4445
	ON delay 1NO + 1NC 1..30s (2)	LADS2 ✓	4745
	OFF delay 1NO + 1NC 0.1 ..3s	LADR0	4445
	OFF delay 1NO + 1NC 0.1 ..30s	LADR2 ✓	4445
	OFF delay 1NO + 1NC 10..180s	LADR4	4445

(1) Suitable for mounting on TeSys Deca range AC Coil Contactors and Control Relays only

(2) With Switching time of 40 ms between opening of the NC contact and closing of the NO contact recommended for Star - Delta Starters

### Accessories compatibility

Contactors		Instantaneous Auxiliary Contacts				Time delay Front Mounted	
Type	Number of Poles and Size	Side mounted	Front mounted				
			1 contact	2 contact	4 contacts		
AC & AC/DC	3P LC1D09...D38	1 on LH side	and	-	1	or 1	or 1
AC & AC/DC	3P LC1D40A...D80A	1 on LH or 1 on RH side	and	-	1	or 1	or 1
AC & AC/DC	3P LC1D80 and D95A (50/60 Hz)	1 on each side	or	2	and 1	or 1	or 1
AC & AC/DC	3P LC1D80 and D95A (50 or 60 Hz)	1 on each side	and	2	and 2	or 1	or 1
AC & AC/DC	3P LC1D115 and D150	1 on LH side	and	-	1	or 1	or 1
AC & AC/DC	4P LC1DT20...DT40	1 on LH side	and	-	1	or 1	or 1
AC & AC/DC	4P LC1DT60A and DT80A	1 on LH or 1 on RH side	and	-	1	or 1	or 1
AC & AC/DC	4P LC1D40008, D65008 and D80	1 on each side	or	1	or 1	or 1	or 1
AC & AC/DC	4P LC1D115	1 on each side	and	1	or 1	or 1	or 1
DC	3P LC1D09...D38	-	-	-	1	or 1	or 1
DC	3P LC1D40A...D80A	-	-	-	1	or 1	or 1
DC	3P LC1D80 and D95	-	-	1	or 1	or 1	or 1
DC	3P LC1D115 and D150	1 on LH side	and	-	1	or 1	or 1
DC	4P LC1DT20...DT40	-	-	-	1	or 1	or 1
DC	4P LC1DT60A and DT80A	-	-	-	1	or 1	or 1
DC	4P LC1D40008, D65008 and D80	-	-	2	and 1	or 1	or 1
DC	4P LC1D115	1 on each side	-	-	and 1	or 1	or 1
LC <sup>(3)</sup>	3P LC1D09...D38	-	-	-	1	-	-
LC <sup>(3)</sup>	3P LC1DT20...DT40	-	-	-	1	-	-

(3) LC : Low consumption

Please contact Customer Care Center for Stockable and Non stockable status of references.

✓ NORMAL STOCK ITEMS

W.E.F. February 03<sup>rd</sup>, 2025

# TeSys Control

## TeSys Deca

### Accessories

Description	For use with	Reference	Unit MRP [₹]
<b>For Contactor D115/150</b>			
Contacts set - 3P	LC1D115	LA5D1158031	27305
Contacts set - 3P	LC1D150	LA5D150803	28305
Contacts set - 4P	LC1D1150046	LA5D115804	37635

Product Compatibility	Fixing	Control Circuit Voltage	Suppressor Type	Reference	Unit MRP [₹]
<b>Coil Suppressor Modules</b>					
LC1D12...D25 (4P)	Screw	110...240V AC	RC Circuit AC	LA4DA1U	2140
	Screw	12...250V DC	Diode DC	LA4DC1U	2395
LC1D09...D38, LC2D09...D38, LC1DT20...DT40, LC2DT20...DT40 (3P)	Screw	24...48V AC	Varistor AC/DC	LAD4VE	2075
	Screw	24...48V AC 400Hz	RC Circuit AC	LAD4RCE	2075
CAD	Screw	50...127V AC 200Hz	RC Circuit AC	LAD4RCG	1875
	Screw	110...240V AC 100Hz	RC Circuit AC	LAD4RCU <input checked="" type="checkbox"/>	2075
LC1D80, LC1D95, LC2D80, LC2D95 (3P) LC2D80 (4P), LC1D40008, LC1D65008	Screw	110...250V AC	Varistor AC/DC	LAD4VU	2075
	Screw	24...250V DC	Diode DC	LA4DC3U	2140
	Screw	110...250V AC	Varistor AC/DC	LA4DE2U	2045
	Screw	24...48V AC 400Hz	RC Circuit AC	LA4DA2E	2045
	Screw	50...127V AC 200Hz	RC Circuit AC	LA4DA2G	3225
	Screw	110...240V AC 100Hz	RC Circuit AC	LA4DA2U	2140
	Screw	380...415V AC 150Hz	RC Circuit AC	LA4DA2N	3225
	Screw	24...48V DC	Varistor AC/DC	LA4DE3E	2140

Please contact Customer Care Center for Stockable and Non stockable status of references.

NORMAL STOCK ITEMS

W.E.F. February 03<sup>rd</sup>, 2025

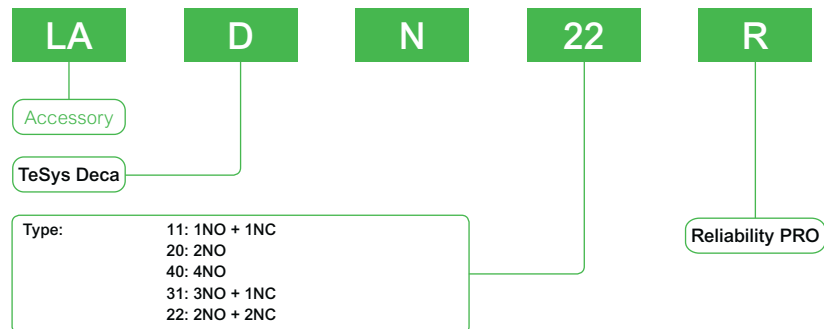
# TeSys Control

## TeSys Deca

### Accessories

#### TeSys Deca auxiliary contact blocks for use in harsh industrial environment

Product references:  
coding principle



**Note:** There are differences in NO/NC position between LADN●●R and LADN●●. Please refer to page A1/42 for wiring diagram details. This auxiliary module only supports the installation on contactors with standard power consumption.

### Product core values

Dustproof, Ultra-fine grain silver contacts, Improved Reliability, 17 V/1 mA

New upgrade, with innovative design



**20% stability increased on contacts**  
Improves contact reliability between mobile and static contacts



**Fully sealed design benefits on reduced dust access**  
Comprehensive blocking of dust and external pollution

**5X granularity refinement on silver alloy**  
Innovative binary alloy refinement process provides precise conduction for each operation

**10<sup>-8</sup> level on reliability**   
Capacity 17 V/1 mA

#### Target industries and applications

- For elevator, textile machinery and other harsh industrial applications
- For low voltage and low current high sensitive applications

### Product variants:



LADN11R



LADN20R



LADN22R



LADN31R



LADN40R

### LADN●●R for harsh environment 17 V/1 mA

Description	Reference	Unit MRP [₹]
Auxiliary module 1NO + 1NC, screw terminals	LADN11R	990
Auxiliary module 2NO, screw terminals	LADN20R	1000
Auxiliary module 2NO + 2NC, screw terminals	LADN22R	1185
Auxiliary module 3NO + 1NC, screw terminals	LADN31R	1185
Auxiliary module 4NO, screw terminals	LADN40R	1200

Please contact Customer Care Center for Stockable and Non stockable status of references.

NORMAL STOCK ITEMS

W.E.F. February 03<sup>rd</sup>, 2025

# TeSys Control

## TeSys Deca

Modular marking system simplifies identification of standard contactors in the control panel to enhance visibility of the safety chain

### Simple, customisable modular marking system

#### Standard TeSys Deca contactors

Easy-to-attach covers:



Auxiliary blocks with safety chain identification also available for more contact points:



Flexibility to customise contactors included in the safety chain during panel building



Simpler and faster maintenance with 100% visibility



Safety covers and auxiliary blocks prevent screwdriver contact with poles

#### Standard TeSys Ultra motor starters

Translucent labels to identify safety-chain devices:



### Complete safety-chain identification system

#### TeSys Deca range

Retrofit contactor safety covers



LAD9ET1S  
9A upto 65A



LAD9ET3S  
80A to 95A



LAD9ET4S  
110A to 150A



LADN22S  
2NO + 2NC

Also available for CAD32/CAD50

#### TeSys Ultra range

Retrofit identification label



LU9ET1S

### Built in Safety

TeSys Ultra motor starters are certified according to IEC 60947-4-1 for safety applications thanks to integrated mirror contact

Description	For use with	Reference	Unit MRP [₹]
Red Cover (For safety chain indication)	LC1D09...D65A and DT20 .. DT80A	LAD9ET1S	885
Auxiliary Contact block with red front face- for safety chain indication	2NO + 2NC	LADN22S	1260

Please contact Customer Care Center for Stockable and Non stockable status of references.

NORMAL STOCK ITEMS

W.E.F. February 03<sup>rd</sup>, 2025



# TeSys Giga - Future Ready

## A New Generation Series with Digital Innovation

TeSys Giga is new range of high-power contactors that supports industry requirements with process performance monitoring through data networks and online expert services.

### Optimized Predictive Maintenance through-

- Continuous local and remote monitoring of contact wear
- Replaceable contacts (when necessary), facilitated by diagnostic visual indicator.

### Unique Design-

- Innovative design and feature with compact size
- Ergonomic design & Flexibility in connections.
- Embedded auxiliary contact blocks
- Wideband electronic coils

# TeSys Control

## TeSys Giga

### TeSys Giga High Power Contactors

Both "Standard" & "Advanced" versions available in 3 sizes, covering several ratings



#### Standard Version

##### Power & control

- 3 or 4 power poles
- 115 to 800A (AC-3)
- 200 to 1050A (AC-1)
- Embedded 1 NO + 1 NC auxiliary contacts
- Push-in type terminals for coils & control

##### Remote control

- 48-130V, 100-250V AC/DC coils
- Wide voltage range coils (direct coil control)
- Embedded surge-suppressor

##### Diagnostic

- Embedded wear diagnostic
- Embedded control voltages diagnostic
- Self diagnosis function
- Local alarm signaling (LED)



#### Advanced Version

##### Advanced diagnostic features along with standard version -

##### Diagnostic

- Remote wear diagnostic signaling kit (accessory)

##### Mounting

- Cable memory' adapter enables maintenance without removing power cables and busbar connections.

##### Remote control

- 24-48 V, 200-500 V AC/DC coils
- Digital control input (PLC output digital coil control)



Interlock location, with knock-out cover

On/Off switch for PLC input

Push-in type control terminals enabling quick wiring and assembly

Diagnosis LED for contact wear & voltage abnormality

Built-in 1 NO + 1 NC auxiliary contact block

Unique QR code providing quick access to complete product data

Mechanical indicator for contactor open and closed status

# TeSys Control

## TeSys Giga

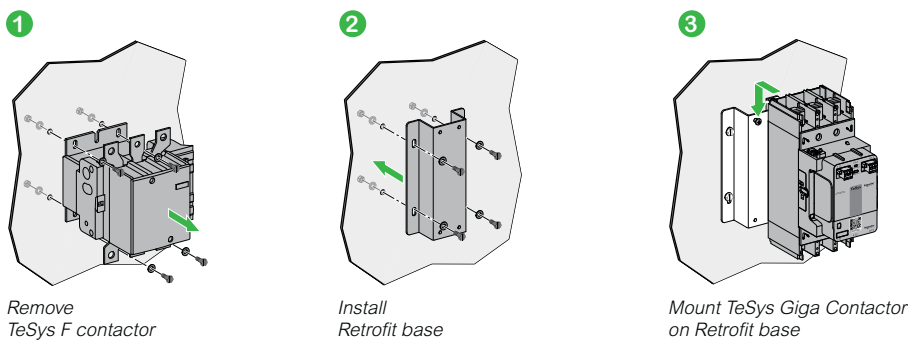
### Quick & Easy Replacement of TeSys F with TeSys Giga Contactors with Retrofit Bases



Description	Reference	Unit MRP [₹]
Substitutes LC1F115-225 with LC1G115-225	LA9GRFB1	On Request
Substitutes LC1F265-500 with LC1G265-500	LA9GRFB2	On Request
Substitutes LC1F630-800 with LC1G630-800	LA9GRFB3	On Request



- Suitable for 3 pole contactors
- The bases come in two frame sizes.
- Upgrade your system with the new range of contactors in just 3 simple steps:



### TeSys Giga Power Contactors (3 Pole AC/DC)

[Ie] Rated Operational Current AC-1	Motor Power (Long Life) AC-3		Standard version Reference	Unit MRP [₹]	
	kW (@415V)	A		EHEN (48-130 V)	KUEN (100-250 V)
250	55	115	LC1G115****	32934	34065
275	75	150	LC1G150****	43438	43438
305	90	185	LC1G185****	53834	53834
330	110	225	LC1G225****	57931	57931
385	132	265	LC1G265****	71204	71204
440	160	330	LC1G330****	86104	86104
550	200	400	LC1G400****	104067	104067
700	250	500	LC1G500****	144367	144367
1050	375	630	LC1G630****	On Request	On Request
1050	450	800	LC1G800****	On Request	On Request

### TeSys Giga Power Contactors (4 Pole AC/DC)

[Ie] Rated Operational Current AC-1	Power Pole Composition	Standard version Reference	Unit MRP [₹]	
			EHEN (48-130 V)	KUEN (100-250 V)
250	4 NO	LC1G1154****	53875	53875
275	4 NO	LC1G1504****	64100	64100
305	4 NO	LC1G1854****	80095	80095
330	4 NO	LC1G2254****	94085	94085
385	4 NO	LC1G2654****	105190	105190
440	4 NO	LC1G3304****	122420	122420
550	4 NO	LC1G4004****	152140	152140
700	4 NO	LC1G5004****	224205	224205
1050	4 NO	LC1G6304****	On Request	On Request
1050	4 NO	LC1G8004****	On Request	On Request

**Note:**

For ordering advanced version replace **N** with **A** in reference as EHEN/KUEN → EHEA/KUEA respectively.  
 Example: LC1G1154 EHEN → LC1G1154 EHEA.  
 For other coil voltage ratings contactors, please contact Customer Care.  
 \* Reference to be completed by adding coil voltage code

Please contact Customer Care Center for Stockable and Non stockable status of references.

NORMAL STOCK ITEMS

W.E.F. February 03<sup>rd</sup>, 2025



# TeSys Control

## TeSys Giga

### Giga High power contactors – Power wiring accessories

#### Product references

#### Power Terminals

##### Spreader Kits



Description	Suitable for	Compatible with Contactors	Increase of Pole Pitch	Quantity Set of	Reference	Unit MRP [₹]
Spreader kits	3P	LC1G115...LC1G225	35 to 45 mm	3	LA9G3611	On Request
	3P	LC1G265...LC1G500	45 to 70 mm	3	LA9G3612	On Request
	4P	LC1G115...LC1G225	35 to 45 mm	4	LA9G4611	On Request
	4P	LC1G265...LC1G500	45 to 70 mm	4	LA9G4612	On Request

#### Terminal extensions for larger power connections



Description	Suitable for	Compatible with Contactors	Power Connection Size	Quantity Set of	Reference	Unit MRP [₹]
Terminal connections	3P	LC1G400...LC1G500	50 mm width	3	LA9G3613	On Request
	3P	LC1G630...LC1G800	80 mm width	3	LA9G3614	On Request
	4P	LC1G400...LC1G500	50 mm width	4	LA9G4613	On Request
	4P	LC1G630...LC1G800	80 mm width	4	LA9G4614	On Request

#### Power Terminal Accessories

##### Phase Separators



Description	Suitable for	Compatible with Contactors	Quantity Set of	Reference	Unit MRP [₹]
Phase separators <sup>(1)</sup>	3P	LC1G115...LC1G800	2	LA9G3801	On Request
	4P	LC1G115...LC1G800	3	LA9G4801	On Request
	3P – with 50/80 mm spreaders	LC1G400...LC1G800	2	LA9G3803 <sup>(2)</sup>	On Request
	4P – with 50/80 mm spreaders	LC1G400...LC1G800	3	LA9G4803 <sup>(3)</sup>	On Request

(1) Either phase separators or terminal shrouds can only be mounted. Phase separators or terminal shrouds are mandatory for operational voltage,  $U_e \geq 690$  V.

(2) To be used with LA9G3613 and LA9G3614.

(3) To be used with LA9G4613 and LA9G4614.

Please contact Customer Care Center for Stockable and Non stockable status of references.

NORMAL STOCK ITEMS

W.E.F. February 03<sup>rd</sup>, 2025

# TeSys Control

## TeSys Giga

### Accessories

Description	Terminal Type	Position	Contacts	Reference	Unit MRP [₹]
<b>Add On Blocks</b>	<b>Push In</b>				
	1st left or 1st right	Side Mounted <sup>(1)</sup>	1 NO+1NC	LAG8N113P	1540
Auxiliary contact module	1st left or 1st right	Side Mounted	2 NO	LAG8N203P	1990
	2nd left or right	Side Mounted	1 NO+1NC	LAG8N113	1540
	2nd left or right	Side Mounted	2 NO	LAG8N203	1990

(1) Always supplied with TeSys Giga LC1G contactors, fitted to the right side lateral face.

### Accessories

For Use With Contactor	Reference	Unit MRP [₹]
<b>Mechanical interlock between contactors <sup>(1)</sup></b>		
Between Identical contactor frames	LA9G970	2800
Between LC1G(265-500) and LC1G(185-225)	LA9G971	2800
LC1G630 to LC1G800 and LC1G265 to LC1G500	LA9G972	On Request*

(1) Maximum 3 auxiliary contacts can be installed between 2 contactors with mechanical interlock kit.

### Spare Control Module



- Wide band electronic control
- 24 V...500 V 50/60 Hz or DC control input
- Advanced and standard versions
- Accessible from the front for easy and quick replacement

Pole Composition	Control modules for Standard contactors	Reference	Unit MRP [₹]	
			EHEN (48-130V)	KUEN (100-250V)
3-Pole	LC1G115...LC1G225	LX1G3Q*	On Request	On Request
3-Pole	LC1G265...LC1G330	LX1G3R*	On Request	On Request
3-Pole	LC1G400...LC1G500	LX1G3S*	On Request	On Request
3-Pole	LC1G630...LC1G800	LX1G3T*	On Request	On Request
4-Pole	LC1G115...LC1G225	LX1G3Q*	On Request	On Request
4-Pole	LC1G265...LC1G330	LX1G3R*	On Request	On Request
4-Pole	LC1G400...LC1G500	LX1G3S*	On Request	On Request
4-Pole	LC1G630...LC1G800	LX1G3T*	On Request	On Request

For other coil voltage ratings regarding above, please contact Schneider Electric customer care.

\* Reference to be completed by adding coil voltage code

Please contact Customer Care Center for Stockable and Non stockable status of references.

NORMAL STOCK ITEMS

W.E.F. February 03<sup>rd</sup>, 2025

# TeSys Protection Range

TeSys has the most rugged and reliable solution to manage motors

Please find a quick range overview below

	TeSys Power		TeSys Protect				TeSys Active		
Feature	Motor Protection Circuit Breakers		Overload Relays	Multi function Relays		TeSys Ultra	TeSys T	TeSys Island	
TeSys Range of Products	GV2P, GV4P GV3P, GV2ME	GV4PEM	LR2K, LRD, LR9D, LR9F	LR9G	EOCR				
Short circuit									
Causes of overheating									
Slight overload									
Locked rotor									
Ventilation fault With probes							With Probes	With Probes	
Abnormal temperature rise								With Probes	
Shaft bearing seizure									
Insulation fault						With CBCT			
Long starting time Adjustable Adjustable		Adjustable				Adjustable	Adjustable	Adjustable	
Heavy duty			LR9D only						
Voltage variation (Derived)									
Causes of phase variation									
Phase reversal									
Phase losses									
Phase imbalance									
Earth fault									
Historic fault, Pre-Alarming					Possible Pre alarm				



# Protection Relays for Motor Safety

Providing motor safety tailored to your needs



# TeSys Protect

## TeSys K, TeSys Deca, TeSys F, TeSys Giga

### Thermal Overload Relays - TeSys K Series (Direct Mounting)



- Conformance to IEC, UL, CSA, CE
- Range : 0.1A to 16A
- Direct & Independent mounting
- Trip class 10A

Thermal Protection Adjustment	For Use With	For Use With	Unit MRP [₹]
0.11...0.16		LR2K0301	2650
0.16...0.23		LR2K0302	2650
0.23...0.36		LR2K0303	2650
0.36...0.54		LR2K0304	2650
0.54...0.8		LR2K0305	2650
0.8...1.2		LR2K0306	2650
1.2...1.8	LC1K, LP1K, LP4K, LP2K, LC2K	LR2K0307	2650
1.8...2.6		LR2K0308	2650
2.6...3.7		LR2K0310	2650
3.7...5.5		LR2K0312	2650
5.5...8		LR2K0314	2650
8...11.5		LR2K0316	2650
10...14		LR2K0321	2740
12...16		LR2K0322	2740

\*Note: Terminal Block for Clip-on Mounting LA7K0064

### Thermal Overload Relays - TeSys Deca Series



- Conformance to IEC, UL, CSA
- Range : 0.1A to 104A
- Higher operating temperature
- Tripping class 10A & 20 available
- Direct mounting on contactor is possible upto 95A

Thermal Protection Adjustment Range	For Use With	Reference*	Unit MRP [₹]
<b>LRD Model (Direct Mounting)</b>			
0.1...0.16		LRD01	2705
0.16...0.25		LRD02	2705
0.25...0.4		LRD03	2705
0.4...0.63		LRD04	2705
0.63...1		LRD05 ✓	2705
1...1.6	GV2L03, LE03, LC1D09...LC1D38	LRD06 ✓	2705
1.6...2.5		LRD07 ✓	2705
2.5...4		LRD08 ✓	2705
4...6		LRD10 ✓	2705
5.5...8		LRD12 ✓	2705
7...10		LRD14 ✓	3035
9...13		LRD16 ✓	3035
12...18		LRD21 ✓	3125
16...24	GV2L22, LC1D25...D38	LRD22 ✓	3125
23...32	LC1D25...LC1D38, LC1D32	LRD32 ✓	5025
30...38	LC1D32, LC1D38	LRD35	5025
23...32	LC1D40A...D65a	LRD332	5565
23...32	LC1D80...LC1D95	LRD3353	5565
30...40	LC1D40A...D65a	LRD340	5565
30...40	LC1D80...LC1D95	LRD3355	5565
37...50	LC1D40A...D65a	LRD350 ✓	7630
37...50	LC1D80...LC1D95	LRD3357	9125
48...65	LC1D40A...D65a	LRD365	9790
62...80	LC1D80A	LRD380	10210
48...65	LC1D80...LC1D95	LRD3359	9790
63...80	LC1D80...LC1D95	LRD3363	10625
80...104	LC1D80, LC1D95	LRD3365	13115

### Electronic Overload Relay - TeSys Deca Series



- Conformance to IEC, UL, CSA
- Range : 0.1A to 32A
- 5:1 Adjustment range
- High Operating Temperature
- Field selectable tripping class : 5,10, 20 & 30
- Type 1 & Type 2 Co-ordination chart available

Current Range	For Use With	Reference*	Unit MRP [₹]
0.1...0.5		LR9D01	12305
0.4...2.0	LC1D09 - 38A Direct Mounting	LR9D02	12630
1.6...8.0		LR9D08	12630
6.4...32		LR9D32	14135

\*Note: For LR9D01 to LR9D32 - Terminal Block for Clip on Mounting LAD7B205.

### Electronic Overload Relay - TeSys Giga Series



- Wide range of protection with only 4 references (28A to 630A)
- Switchable protection against ground fault and phase imbalance
- ON status and overload alarm signaling by LED
- Direct mounting of relay with contactors saving in panel space and installation time
- Selectable Trip class from 5E to class 30E to suit different application needs

Thermal Protection Adjustment Range	Reference	Unit MRP [₹]
28...115 A	LR9G115	21930
57...225 A	LR9G225	25585
125...500 A	LR9G500	30090
160...630 A	LR9G630*	on request

\*Note:

- For LRD01...LRD35 - Terminal Block for clip-on Mounting LAD7B106
- For LRD33\*\* - Terminal Block for clip-on Mounting LA7D3064 ✓
- For LRD332, LRD340, LRD350 & LRD365 - Connection block for separate mounting LAD96560
- The LRD relays can be used for AC or DC current up to 104A
- For long starting, Class 20 relays are available on request.
- Device for remote tripping and electrical reset is available on request.

Please contact Customer Care Center for Stockable and Non stockable status of references.

✓ NORMAL STOCK ITEMS

W.E.F. February 03<sup>rd</sup>, 2025



- Reduced downtime
- Quick restoration
- Operational Safety
- Power Quality management



## Electronic Overcurrent Relays

### Digital EOCR

#### Protection

- Over Current-Definite & Inverse Time
- Under Current
- Phase Loss
- Phase Reversal
- Stall
- Jam
- Imbalance
- Earth Fault\*

#### Diagnostic

- Trip Cause
- Fault History-3 Faults (Cause & Current Value)

#### Measurement

- Load Current
- Ground Current\*
- Running Hours
- Load Current Bar Graph
- i-THD (Current Harmonic Distortion)

#### Other Features

- Modbus Communication\*
- 4-20 mA output for Motor Current\*
- Pre-Alarm Contact
- Suitable for 1 $\Phi$  & 3 $\Phi$  Motors
- Suitable for Low Frequency VFD Operation (10-100Hz)
- Available with Type-2

### Analog EOCR

#### Protection

- Over current
- Phase loss
- Locked rotor

#### Other Features

- Easy installation, with DIN Rail and Panel Mounting compatibility
- Trip cause display
- Manual/Electrical reset
- Testing Provision through Test Button
- Suitable for 1 $\Phi$  & 3 $\Phi$  Motors

\* In selected models

# TeSys Protect EOCR

## Digital EOCR



Digital EOCR Without Communication Current Range=0.5A-80A Control Voltage=100VAC-220VAC*					
Description	Display	Bottom Hole		Window Hole	
		Reference	Unit MRP [₹]	Reference	Unit MRP [₹]
Without Ground Fault Protection	Inbuilt	3DM2-WRDUHZ	23270	3DM2-WRDUWZ	23270
	Extended**	FDM2-WRDUHZ	25165	FDM2-WRDUWZ	25165
GF Protection with external CT	Inbuilt	3MZ2-WRAUHZ	23580	3MZ2-WRAUWZ	23580
	Inbuilt	3MZ2-WRCUHZ	23580	3MZ2-WRCUWZ	23580
	Extended**	FMZ2-WRAUHZ	28310	FMZ2-WRAUWZ	28310
	Extended**	FMZ2-WRCUHZ	28310	FMZ2-WRCUWZ	28310
GF Protection with inbuilt CT	Inbuilt	3BZ2-WRAUHZ	34230		
	Inbuilt	3BZ2-WRCUHZ	34230		
	Extended**	FBZ2-WRAUHZ	34780		
	Extended**	FBZ2-WRCUHZ	34780		

Digital EOCR with Modbus Communication Current Range=0.5A-80A Control Voltage=100VAC-220VAC*					
Description	Display	Bottom Hole		Window Hole	
		Reference	Unit MRP [₹]	Reference	Unit MRP [₹]
Without Ground Fault Protection	Inbuilt	I3DM-WRDUHZ	37385	I3DM-WRDUWZ	37385
	Extended**	IFDM-WRDUHZ	37625	IFDM-WRDUWZ	37625
GF Protection with external CT	Inbuilt	I3MZ-WRAUHZ	39755	I3MZ-WRAUWZ	39755
	Inbuilt	I3MZ-WRCUHZ	39755	I3MZ-WRCUWZ	39755
	Extended**	IFMZ-WRAUHZ	45030	IFMZ-WRAUWZ	45030
	Extended**	IFMZ-WRCUHZ	45030	IFMZ-WRCUWZ	45030
GF Protection with inbuilt CT	Inbuilt	I3BZ-WRAUHZ	46065		
	Inbuilt	I3BZ-WRCUHZ	46065		
	Extended**	IFBZ-WRAUHZ	46305		
	Extended**	IFBZ-WRCUHZ	46305		

\* Replace **U** with **B** in above reference for Control Voltage =24 V DC  
 \*\* Cable need to be purchased separately  
 Contact Customer Care for 4-20mA Output EOCR references & prices

## EOCR Accessories

Cable for Extended Display			
Description	Reference	Unit MRP [₹]	
CABLE-RJ45 1 Meter	CABLE-RJ45-001	2695	
CABLE-RJ45 3 Meter	CABLE-RJ45-003	3520	

ZCT - Ground Fault Protection			
Description	Reference	Unit MRP [₹]	
ZCT 35 M/M	ZCT-035-Z	7265	
ZCT 80 M/M	ZCT-080-Z	10025	
ZCT 120 M/M	ZCT-120-Z	16490	

External CT for range extension up to 400A				
Current Range	CT Ratio	Reference	Unit MRP [₹]	
100A	100:5	3CT-H1-100-Z	5925	
150A	150:5	3CT-HH-150-Z	7335	
200A	200:5	3CT-H2-200-Z	7975	
300A	300:5	3CT-H3-300-Z	8520	
400A	400:5	3CT-H4-400-Z	10025	

Please contact Customer Care Center for Stockable and Non stockable status of references.

NORMAL STOCK ITEMS

W.E.F. February 03<sup>rd</sup>, 2025

# TeSys Protect

## Analog EOCR

### EOCR SS

- Without Display



Analog EOCR without Display			
Current Range (A)	Control Voltage	Reference	Unit MRP [₹]
0.5-6	24-240V AC/DC	EOCRSS-05S	7375
0.5-6	380-440V AC	EOCRSS-05W	6040
3-30	24-240V AC/DC	EOCRSS-30S	7375
3-30	380-440V AC	EOCRSS-30W	6040
5-60	24-240V AC/DC	EOCRSS-60S	7375
5-60	380-440V AC	EOCRSS-60W	6040

**Note:** 2 SPST output contacts  
For 60A or higher, combine 05T Type and an external CT (secondary 5A) for use

### EOCR SSD

- With Display (Operating Current & Trip Cause)



Analog EOCR with Display			
Current Range (A)	Control Voltage	Reference	Unit MRP [₹]
0.5-6	24-240V AC/DC	EOCRSSD-05S	11030
0.5-6	380-440V AC	EOCRSSD-05W	13585
3-30	24-240V AC/DC	EOCRSSD-30S	11030
3-30	380-440V AC	EOCRSSD-30W	11770
10-60	24-240V AC/DC	EOCRSSD-60S	11030
10-60	380-440V AC	EOCRSSD-60W	11770

**Note:** 2 SPST output contacts  
For 60A or higher, combine 05T Type and an external CT (secondary 5A) for use

Please contact Customer Care Center for Stockable and Non stockable status of references.

NORMAL STOCK ITEMS

W.E.F. February 03<sup>rd</sup>, 2025





# TeSys Power

Circuit breakers for motor protection and control

TeSys Deca and TeSys Giga Circuit Breakers provide compact, reliable and efficient solutions:

- Isolation
- Protection against short circuits and overloads
- Conforming to global standards.(IEC/EN/UL/CSA)



# TeSys Power

## Circuit Breakers for Motor Protection

### Magnetic Circuit Breaker



- Conformance to IEC 60947 -1,-2,-4
- Magnetic circuit breakers range from 0.1-80 Amps
- High Breaking capacity up to 100kA
- Wide range of accessories

Breaking Capacity at 50Hz		Magnetic Protection Rating (A)	Reference	Unit MRP [₹]
690V	500V			
<b>With Rocker Lever Control (Economy)*</b>				
100 kA	100 kA	0.4	GV2LE03	5805
		0.63	GV2LE04	5805
		1	GV2LE05	5805
		1.6	GV2LE06	5805
3 kA	100 kA	2.5	GV2LE07	5805
		4	GV2LE08	5805
3 kA	50 kA	6.3	GV2LE10	5805
	10 kA	10	GV2LE14	5805
3 kA	6 kA	14	GV2LE16	5805
		18	GV2LE20	6740
3 kA	4 kA	25	GV2LE22	6740
		32	GV2LE32	11450
<b>With Rotary Handle Control*</b>				
100 kA	100 kA	0.4	GV2L03	6660
		0.63	GV2L04	6660
		1	GV2L05	6660
4 kA	100 kA	1.6	GV2L06	6660
		2.5	GV2L07	6660
		4	GV2L08	6660
		6.3	GV2L10	6660
4 kA	10 kA	10	GV2L14	6660
		14	GV2L16	6660
		18	GV2L20	6660
		25	GV2L22	6660
		32	GV2L32	6660
6 kA	12 kA	40	GV3L40	18610
		50	GV3L50	19045
		65	GV3L65	19460
		73	GV3L73	22005

Breaking Capacity at 415V 50Hz	Motor Power AC-3**		Thermal Protection Adjustment Range	Reference	Unit MRP [₹]
	kW	HP			
<b>With Toggle Control</b>					
50 kA	75	101	150	C16N3MA150	On Request
	110	147	220	C25N3MA220	On Request
	160	214	320	C40N31M320	On Request
	200	268	500	C63N31M500	On Request

### Thermal Magnetic Circuit Breaker



- Conformance to IEC 60947 -1,-2,-4, conformity to International Standards - UL, CSA, CE
- Thermal magnetic circuit breakers range from 0.1-220 Amps
- High Breaking capacity up to 100kA
- Wide range of accessories
- S-shaped busbar for side-by-side connection with 40 - 65A Contactor

Breaking Capacity at 50Hz		Thermal Protection Adjustment Range	Reference	Unit MRP [₹]
690V	500V			
<b>With Push Button Control (Economy)</b>				
100 kA	100 kA	0.1 - 0.16	GV2ME01	6025
		0.16 - 0.25	GV2ME02	6025
		0.25 - 0.40	GV2ME03	6025
		0.40 - 0.63	GV2ME04	6415
		0.63 - 1.0	GV2ME05	6415
3 kA	100 kA	1.0 - 1.6	GV2ME06	6555
		1.6 - 2.5	GV2ME07	6555
3 kA	100 kA	2.5 - 4	GV2ME08	6785
		4 - 6.3	GV2ME10	6785
3 kA	50 kA	6 - 10	GV2ME14	6785
	10 kA	9 - 14	GV2ME16	7600
3 kA	6 kA	13 - 18	GV2ME20	8180
		17 - 23	GV2ME21	8735
3 kA	4 kA	20 - 25	GV2ME22	8735
		24 - 32	GV2ME32	14150
<b>With Rotary Handle Control</b>				
100 kA	100 kA	0.1 - 0.16	GV2P01	5895
		0.16 - 0.25	GV2P02	5895
		0.25 - 0.40	GV2P03	5895
		0.40 - 0.63	GV2P04	6755
		0.63 - 1.0	GV2P05	6755
8 kA	100 kA	1.0 - 1.6	GV2P06	6755
		1.6 - 2.5	GV2P07	6755
6 kA	100 kA	2.5 - 4	GV2P08	6965
	50 kA	4 - 6.3	GV2P10	6965
6 kA	42 kA	6 - 10	GV2P14	7435
		9 - 14	GV2P16	9130
4 kA	10 kA	13 - 18	GV2P20	10535
		17 - 23	GV2P21	10535
		20 - 25	GV2P22	10535
		24 - 32	GV2P32	17760
<b>With Rotary Handle Control</b>				
6 kA	12 kA	30...40	GV3P40	20950
		37...50	GV3P50	25975
		48...65	GV3P65	26645
		62...73	GV3P73	27230
<b>With Direct Rotary Handle</b>				
10 kA	50 kA	70...150	GV5P150H	49880
		100...220	GV5P220H	58185
		160...320	GV6P320H	74820
		250...500	GV6P500H	103085

Please contact Customer Care Center for Stockable and Non stockable status of references.

☑ NORMAL STOCK ITEMS

W.E.F. February 03<sup>rd</sup>, 2025

# TeSys Power

## Circuit Breakers for Motor Protection

### Accessories for Motor Circuit Breakers

Description	Reference	Unit MRP [₹]	
<b>For GV2</b>			
Front contact NO or NC <sup>(1)</sup>	GVAE1	1305	
Front contact NO + NC	GVAE11 <input checked="" type="checkbox"/>	1595	
	GVAE20	1760	
Side contact NO + NC	GVAN11 <input checked="" type="checkbox"/>	1925	
	GVAN20	1925	
Fault signalling contact + 1NO contact <sup>(2)</sup>	GVAD1010 <input checked="" type="checkbox"/>	2505	
Fault signalling contact + 1NC contact <sup>(2)</sup>	GVAD1001	2505	
Short circuit signalling contact block 1 C/O	GVAM11	2395	
Under voltage trip	110 ... 115V 50Hz	GVAU115	5165
	220 ... 240V 50Hz	GVAU225	4580
	380 ... 400V 50Hz	GVAU385	4580
Shunt trip	110 ... 115V 50Hz	GVAS115	4580
	220 ... 240V 50Hz	GVAS225	4580
	380 ... 400V 50Hz	GVAS385	4580
Additive limiter for increasing breaking capacity to 100kA for GV2ME and GV2P.	GV1L3	7385	
Connection block - GV2 with contactor LC1-D09...D38	GV2AF3	895	
Connection block - LS1 D32 or GV2 with Contactor LC1-K or LP1-K	GV2AF01	970	
Empty enclosure for GV2ME - plastic	GV2MP02	4270	
	GV2MC02	4690	

(1) Choice of NC or NO contact operation depending on which way round the reversible block is mounted.

(2) The GV-AD is always mounted next to the circuit breaker.

### Busbars

Connection Pitch	No. of Tapoff Points	Reference	Unit MRP [₹]
<b>For GV2</b>			
45 mm	2	GV2G245	2515
	4	GV2G445	3955
54 mm	2	GV2G254	2290
	3	GV2G354	2570
	4	GV2G454	3220
72 mm	5	GV2G554	3490
	4	GV2G472	3945

Description	Reference	Unit MRP [₹]
<b>Accessories for Busbars</b>		
Terminal block - to supply one or more 3-pole busbar GV2	GV2G05	4945
Protective end covers for unused busbar outlets	GV1G10	870
Terminal block for connection from top	GV1G09	2585

### Accessories for Motor Circuit Breakers

Description	Reference	Unit MRP [₹]
<b>For GV2-P/GV2-L</b>		
External operator - IP54, Black	GV2APN01 <input checked="" type="checkbox"/>	4540
External operator - IP54, Yellow/Red	GV2APN02	8455
<b>For GV3P/GV3L</b>		
<b>Auxiliary Contacts</b>		
Front contact: 1 NO (fault) + 1NC (Auxiliary)	GVAED011	1655
Front contact: 1 NO (fault) + 1NO (Auxiliary)	GVAED101	1820
<b>Busbar</b>		
3-pole, 3 tap, 64 mm pitch	GV3G364	2415
S-shape bus bar	GV3S	1810
<b>External Operator</b>		
IP54, Black	GV3APN01	5475

**Note:** All other accessories are same as of GV2.

Busbars GV3G364 and GV3S are not compatible with GV3\*73 and GV3\*80.

Description	Operating Voltage	Reference	Unit MRP [₹]
<b>For GV5 and GV6</b>			
Clip-on connector - upto 150 A - 1.5..95 mm <sup>2</sup>	-	GV7AC021	1580
Clip-on connector- upto 220 A - 1.5..185 mm <sup>2</sup>	-	GV7AC022	2175
Front rotary handle GV7AP GV7R - black handle <sup>(2)</sup>	-	GV7AP01	11445
Terminal shields IP405 <sup>(1)</sup>	-	GV7AC01	4070

(1) Terminal shields cannot be used together with spreaders.

(2) For mounting direct rotary handle on enclosure door.

This accessory makes it possible to open the door if the device is closed and prevents the device from being closed if the door is open.

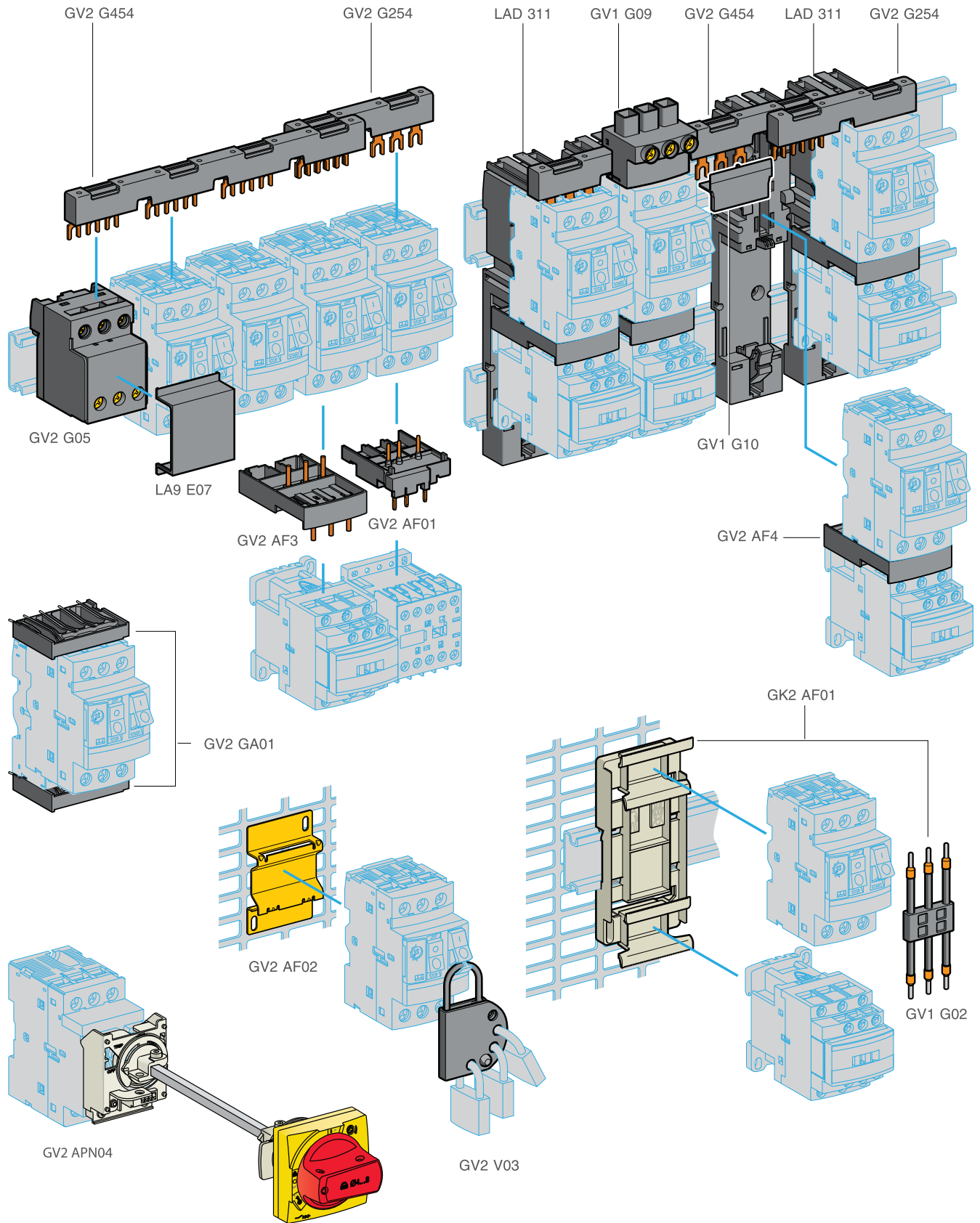
It is recommended to check with Customer care team for selection, recommendation, and availability of stockable and non stockable references

NORMAL STOCK ITEMS

W.E.F. February 03<sup>rd</sup>, 2025

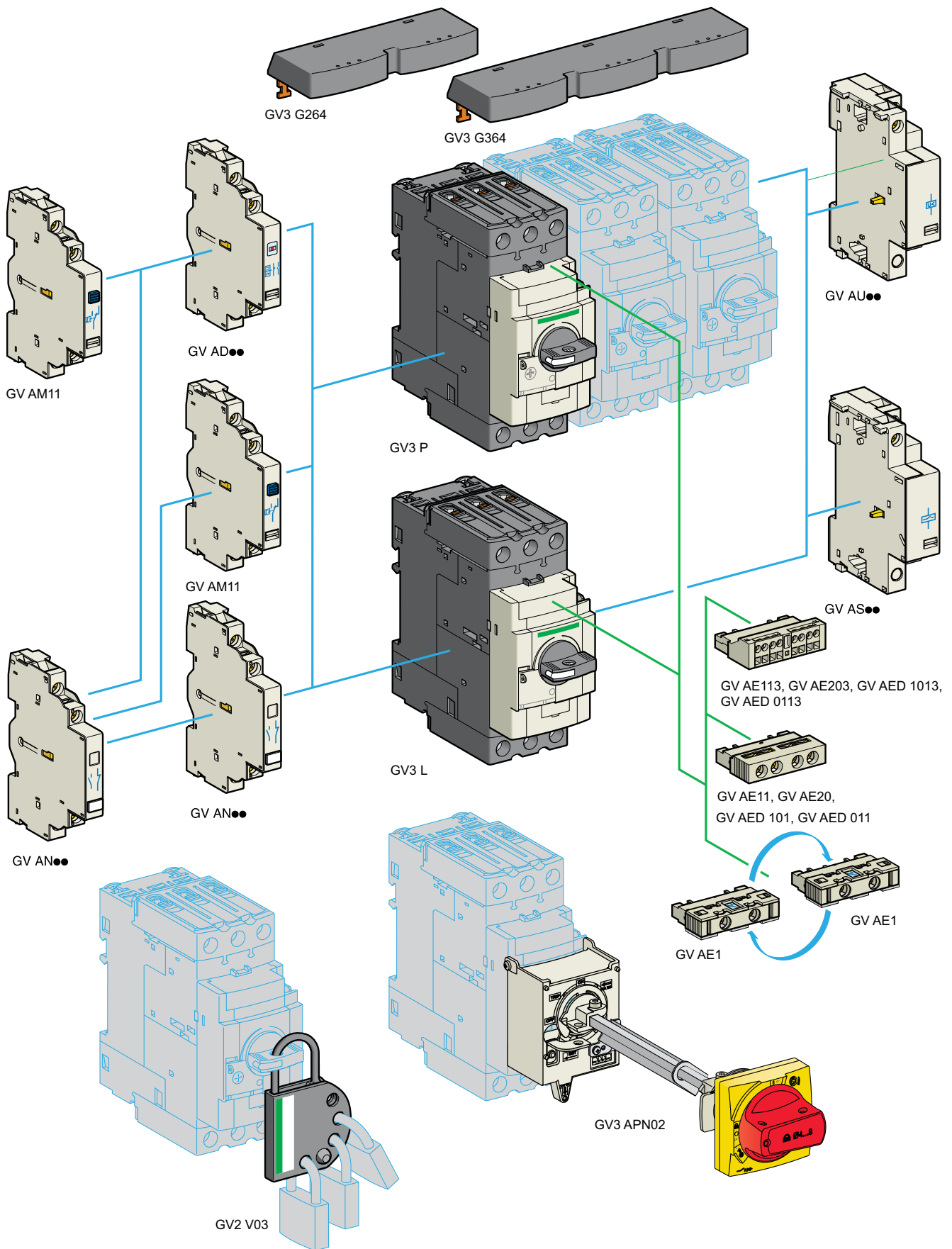
# TeSys

## Accessories compatibility



# TeSys

## Accessories compatibility



# TeSys Control

## TeSys Switches

### Vario Switch Disconnectors

[Ithe] Conventional Thermal Current**	Poles Description	Rated Operational Power (AC-23)*	Reference	Unit MRP [₹]
<b>Complete Enclosed Switches</b>				
• Range 12 to 175A, IP 65 Sealable and Lockable				
10	3P	4 kW	VCF02GE	4485
16	3P	5.5 kW	VCF01GE	4875
20	3P	7.5 kW	VCF0GE	5930
25	3P	11 kW	VCF1GE	6360
32	3P	15 kW	VCF2GE	7450
50	3P	22 kW	VCF3GE	11525
63	3P	30 kW	VCF4GE	13485

\* Rated Power at 415V  
\*\* Ith in enclosure

For Switch Type (Amps)	Mounting Arrangement	Ingress	Reference	Unit MRP [₹]
<b>Operators (Padlockable)</b>				
12 - 40	4 Screw Fixing	IP65	KCF1PZ	1265
63 - 80	4 Screw Fixing	IP65	KCF2PZ	1340
125 - 175	4 Screw Fixing	IP40	KCF3PZ	5420

### Vario Switch Disconnectors

[Ithe] Conventional Thermal Current**	Poles Description	Reference	Unit MRP [₹]
<b>Complete Switch with Padlockable Operator</b>			
• Suitable for Front Mounting or Base Mounting			
12	3P	VCF02	2815
20	3P	VCF01	3065
25	3P	VCF0	3575
32	3P	VCF1	3745
40	3P	VCF2	4640
63	3P	VCF3	9290
80	3P	VCF4	7870
125	3P	VCF5	18035
175	3P	VCF6	21860
<b>Switch Bodies</b>			
12		V02	1835
20		V01	2115
25		V0	2515
32		V1	3065
40		V2	3745
63		V3	5215
80		V4	6855
125		V5	13910
175		V6	17755

### Accessories

Description	For Use with Switch Bodies	Rating in A	Pole Composition	Earth Contact	Auxiliary Contacts	Reference	Unit MRP [₹]
<b>Vario Add-on Modules <sup>(1)</sup></b>							
Main Pole Module	V02/VCF02	12	1P	-	-	VZ02	1315
	V01/VCF01	20	1P	-	-	VZ01	1335
	V0/VCF0	25	1P	-	-	VZ0	1425
	V1/VCF1	32	1P	-	-	VZ1	1390
	V2/VCF2	40	1P	-	-	VZ2	1490
	V3/VCF3	63	1P	-	-	VZ3	1935
	V4/VCF4	80	1P	-	-	VZ4	1935
Neutral Pole Module <sup>(2)</sup>	V02 / VCF02 to V2 / VCF2	-	1N	-	-	VZ11	1600
	V3 / VCF3 to V4 / VCF4	-	1N	-	-	VZ12	2140
	V5 / VCZ5 to V6 / VCZ6	-	1N	-	-	VZ13	4420
Earthing Module	V02 / VCF02 to V2 / VCF20	-	-	-	-	VZ14	1575
	V3 / VCF3 to V4 / VCF4	-	-	1	-	VZ15	1860
	V5 / VCZ5 to V6 / VCZ6	-	-	1	-	VZ16	2890
Auxiliary Contact Block Module	V02/ VCF02 to V6 / VCZ6	-	-	-	1NO + 1NC	VZ7	1645
	V2/ VCF02 to V6 / VCZ6	-	-	-	2NO	VZ20	1645

(1) For mounting option of modules, please refer to the technical catalogue.

(2) With early make and late break contacts

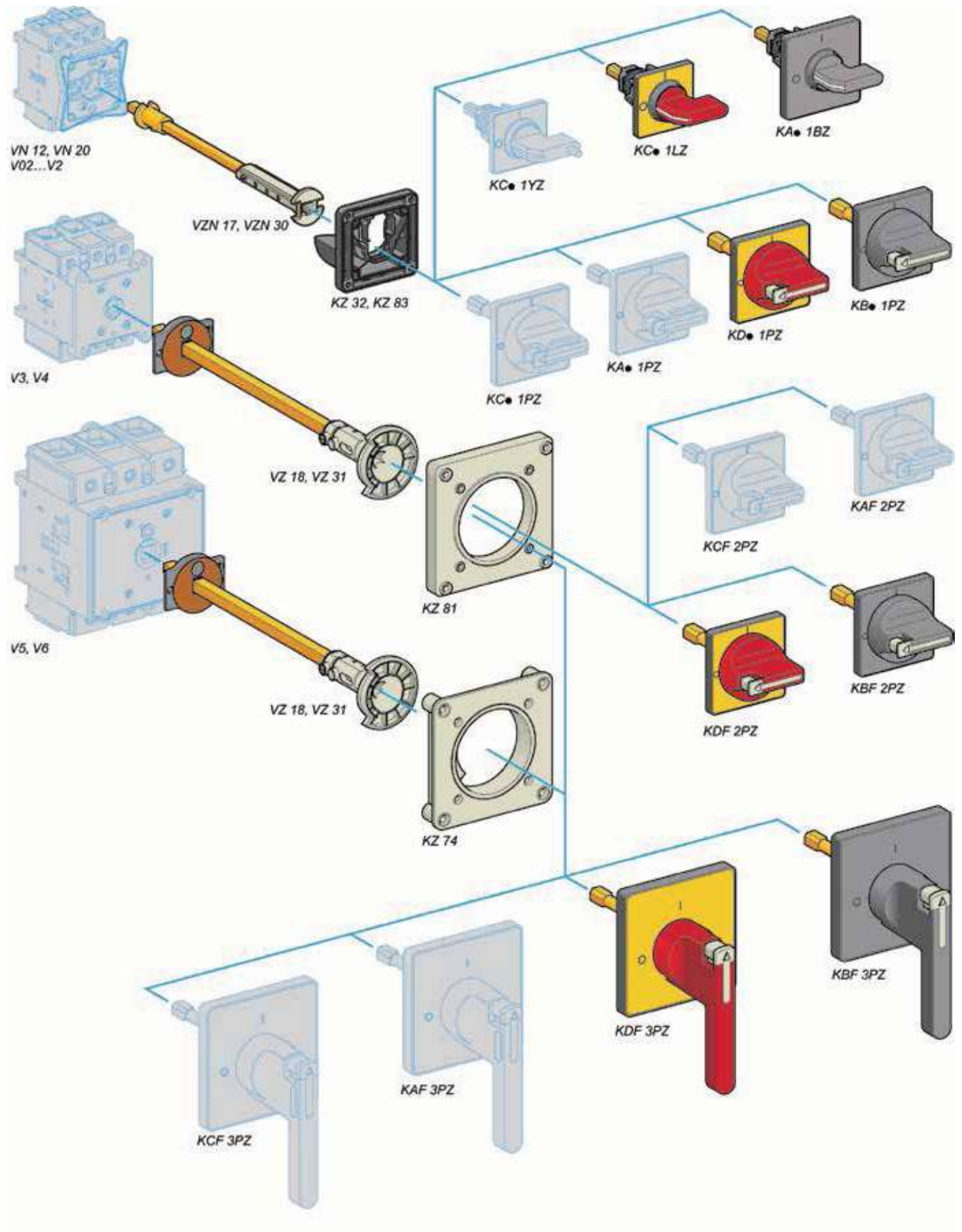
Description	For Use With	Reference	Unit MRP [₹]
<b>Components for Door Interlocking</b>			
Shaft extension - for Mini-VARIO and VARIO - V02..V2	V02...V2	VZ17	1575
	V02...V2	VZ30	1860
Shaft extension - for Mini-VARIO and VARIO - V3 V4 V5 V6	V3, V4, V5, V6	VZ18	1860
	V3, V4, V5, V6	VZ31	2115
Door interlock plate	VZ17 / VZ30	KZ32	540
	VZ18/31	KZ74	925
<b>Input Terminal Protection Shrouds</b>			
Terminal Shrouds	V02 - V2	VZ8	535
	V3 - V4	VZ26	465
	V3 - V4	VZ9	560
	V5 - V6	VZ27	465
	V5 - V6	VZ10	705
	V02 - V6	VZ28	785
	V02 - V6	VZ29	645

Please contact Customer Care Center for Stockable and Non stockable status of references.

NORMAL STOCK ITEMS

W.E.F. February 03<sup>rd</sup>, 2025

# TeSys Control Accessories for Switches





# Smarter Load Management with TeSys Island

The Key to Unprecedented Efficiency

## Digital Load Manager

TeSys Island - the innovative & digital multifunctional load management solution up to 80A

Industry 4.0

Predictive Maintenance

Cyber Secure





# TeSys Active

## TeSys Island

• All-in-one Solution for Versatile & Flexible Load Management •

### Motor Protection

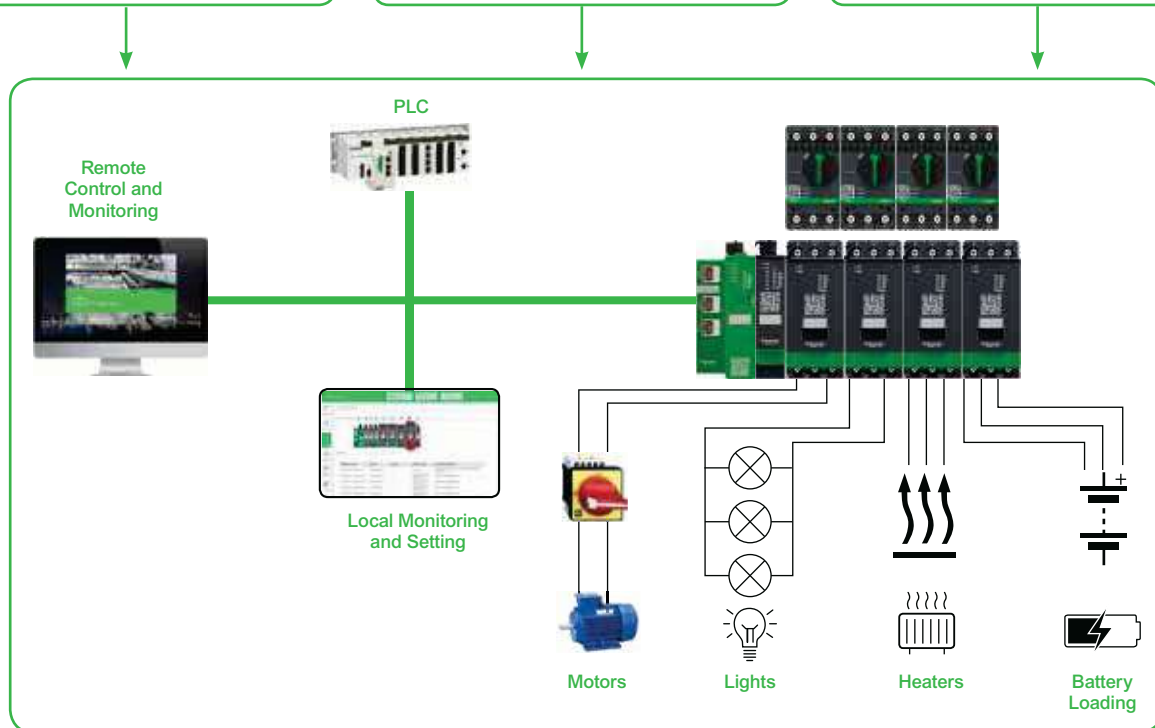
- Motor Overload
- Over/Under Current
- Jam/Stall
- Long Start
- Rapid Restart Lockout

### Upstream Protection

- Phase Loss
- Phase Reversal
- Phase Unbalance
- Ground Current Detection

### Analytics

- Health Diagnostic
- Energy Management
- Demand Management



Designation	Product Specification	Commercial Reference
<b>TeSys island components</b>		
Standard Starter	9A (AC-3)	TPRST009
Standard Starter	25A (AC-3)	TPRST025
Standard Starter	38A (AC-3)	TPRST038
Standard Starter	65A (AC-3)	TPRST065
Standard Starter	66A (AC-3) - 80A (AC-1)	TPRST080
SIL Starter	9A (AC-3)	TPRSS009
SIL Starter	25A (AC-3)	TPRSS025
SIL Starter	38A (AC-3)	TPRSS038
SIL Starter	65A (AC-3)	TPRSS065
SIL Starter	66A (AC-3) - 80A (AC-1)	TPRSS080
Power interface module	9A (AC-3)	TPRPM009
Power interface module	38A (AC-3)	TPRPM038
Power interface module	80A (AC-3)	TPRPM080
Voltage interface module		TPRVM001
SIL interface module		TPRSM001
Digital I/O module	(4 input - 2 output)	TPRDG4X2
Analog I/O module	(2 input - 1 output)	TPRAN2X1
Bus Coupler	EtherNet/IP - Modbus TCP	TPRBCEIP
Bus Coupler	PROFINET	TPRBCPFN
Bus Coupler	PROFIBUS	TPRBCPFIB
<b>Assembly and Wiring Kits</b>		
Kit for reversing starter application	for 9, 25, 38A (size 1 and 2) starters	LAD9R1
Kit for reversing starter application	for 65, 80A (size 3) starters	LAD9R3
Jumper bar 3-pole for Star Delta application	for 9, 25, 38A (size 1 and 2) starters	LAD9P3
Kit for reversing starter application	for 65, 80 A (size 3) starters, a hazard sticker is provided	LAD9SD3S

\*Architecture shown above is only for graphical representation

# TeSys Control

## Ultra motor starters

### Introduction

From traditional solution



Ultra motor starter- All in one block for advance protection

Motor circuit breaker:  
GV2L



Magnetic protection  
> short-circuit protection

Contactor:  
LC1D



Control  
> Start/Stop

Status monitoring  
> signaling  
> alarm monitoring

Protection relay:  
LRD



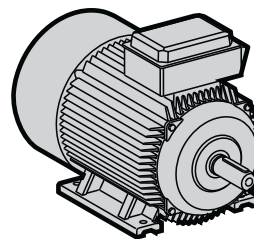
Thermal protection  
> overload



Ultra motor starter  
> All basic or advanced protection and control functions in one block

and more...

- > Overload indication and alarm
- > Status report, remote control via communication bus



**Ultra motor starters**  
can be used in  
**80 %**  
of motor protection and control applications.

Please contact Customer Care Center for Stockable and Non stockable status of references.

NORMAL STOCK ITEMS

W.E.F. February 03<sup>rd</sup>, 2025

# ComPact NSX

Schneider Electric is proud to introduce the new generation of ComPact MCCBs. These breakers talk to you, wherever you are, in all transparency. New design complements new wireless connectivity capabilities with our latest wireless auxiliary contact.

## ComPact Design



### New signature design

- Schneider Electric green signature style for the entire ComPact range
- Estimated 40% reduction of wiring time for panel builders
- Experience easier installation thanks to a new ergonomic front-plate design
- Gain the confidence that all auxiliaries are on the right spot, and simply double check that you have the right coil rating
- Ergonomic new toggle for easier breaker manual operation

## Wireless Auxiliary Contact



### Wireless breaker status

- Plug & play technology for clear connection status (0 or 1, no half-way wired)
- Placed in the same position as the wired version, its LED light will give you direct indication in case of a tripping
- If you are away, your ComPact will send you an immediate notification via EcoStruxure Facility Expert for instance
- Wireless auxiliary accelerates overall wiring time: status communication is done very simply and commissioned wirelessly
- Communication architecture is fully EcoStruxure Power validated, with any application

### Ready to meet the new face of ComPact?



Meet the new generation of ComPact™ circuit breakers with semi-transparent faceplate, screwless auxiliaries and remote monitoring features.

Learn about the benefits of the ComPact range here:  
[se.com/compact-nsx](https://se.com/compact-nsx)

Please contact Customer Care Center for Stockable and Non stockable status of references.

NORMAL STOCK ITEMS

W.E.F. February 03<sup>rd</sup>, 2025

# EasyPact CVS

## Moulded Case Circuit Breakers for Distribution Network

### EasyPact CVS

Fixed Thermal Magnetic Trip Unit (TMD)



- Ics = 100% Icu as per IEC 60947-2
- Suitable for Isolation
- Transparent Cover for trip unit as Standard
- Class II front face
- Single frame size 16-250A

Breaking Capacity as per IEC 60947-2	Rated Current	Three Pole Reference	Unit MRP [₹]	Four Pole Reference	Unit MRP [₹]
<b>EasyPact CVS 100 to 630A Overload Setting (Ir) 0.7 - 1 x In</b>					
36kA	16A	LV510330 <input checked="" type="checkbox"/>	12570	LV510340	15700
	25A	LV510331 <input checked="" type="checkbox"/>	12570	LV510341	15700
	32A	LV510332 <input checked="" type="checkbox"/>	12570	LV510342 <input checked="" type="checkbox"/>	15700
	40A	LV510333 <input checked="" type="checkbox"/>	12570	LV510343 <input checked="" type="checkbox"/>	15700
	50A	LV510334 <input checked="" type="checkbox"/>	12570	LV510344	15700
	63A	LV510335 <input checked="" type="checkbox"/>	12570	LV510345 <input checked="" type="checkbox"/>	15700
	80A	LV510336 <input checked="" type="checkbox"/>	12570	LV510346	15700
	100A	LV510337 <input checked="" type="checkbox"/>	12570	LV510347 <input checked="" type="checkbox"/>	15700
	125A	LV516332 <input checked="" type="checkbox"/>	13960	LV516342	17330
	160A	LV516333 <input checked="" type="checkbox"/>	18490	LV516343	22020
200A	LV525332	26630	LV525342 <input checked="" type="checkbox"/>	32990	
Breaking Capacity as per IEC 60947-2	Rated Current	Three Pole Reference	Unit MRP [₹]	Four Pole Reference	Unit MRP [₹]
36kA	250A	LV525333	29530	LV525343 <input checked="" type="checkbox"/>	36550
	320A	LV540305	38490	LV540308 <input checked="" type="checkbox"/>	47750
	400A	LV540306	38710	LV540309 <input checked="" type="checkbox"/>	48170
	500A	LV563305 <input checked="" type="checkbox"/>	43880	LV563308 <input checked="" type="checkbox"/>	55580
	630A <input checked="" type="checkbox"/>	LV563307 <input checked="" type="checkbox"/>	50250	LV563310 <input checked="" type="checkbox"/>	63420

Please contact Customer Care Center for Stockable and Non stockable status of references.

NORMAL STOCK ITEMS

W.E.F. February 03<sup>rd</sup>, 2025

## EasyPact CVS

### Auxiliary Contacts (Changeover) Multifunction

Description	Reference	Unit MRP [₹]
OF or SD or SDE or SDV	29450 <input checked="" type="checkbox"/>	1140
OF or SD or SDE or SDV low level	29452	1380
SDE adaptor for trip unit TM or MA or Micrologic 2 \$\$	LV429451 <input checked="" type="checkbox"/>	1050

\$\$ To be considered alongwith SDE contact for MCCB with TMD/MA./Micrologic 2 protection.

### Voltage Releases

Description	Shunt Release Reference	Unit MRP [₹]	Undervoltage Reference	Unit MRP [₹]
<b>AC</b>				
220-240 V 50/60 Hz	LV429387 <input checked="" type="checkbox"/>	3440	LV429407 <input checked="" type="checkbox"/>	4260

### Installation Accessories

Description	Upto 100A only Reference	Unit MRP [₹]	160/250A Reference	Unit MRP [₹]	400/630A Reference	Unit MRP [₹]
<b>Spreaders &amp; Phase Barriers</b>						
Spreaders (Set of 3) 3P	LV431563_IN <input checked="" type="checkbox"/>	650	LV431563 <input checked="" type="checkbox"/>	820	32492 <input checked="" type="checkbox"/> / LV432492	2000
Spreaders (Set of 4) 4P	LV431564_IN <input checked="" type="checkbox"/>	880	LV431564 <input checked="" type="checkbox"/>	1080	32493 <input checked="" type="checkbox"/> / LV432493	2500
Phase Barriers (Set of 6)	*		*		LV432570 <input checked="" type="checkbox"/>	1070

### Rotary Handles

Description	100/160/250A Reference	Unit MRP [₹]	400/630A Reference	Unit MRP [₹]
<b>Direct rotary handle</b>				
Standard black handle	LV429337 <input checked="" type="checkbox"/>	1660	LV432597 <input checked="" type="checkbox"/>	2500
<b>Extended rotary handle</b>				
Standard extended rotary handle	LV429338_IN <input checked="" type="checkbox"/>	2280	LV432598_IN <input checked="" type="checkbox"/>	4050

Please contact Customer Care Center for Stockable and Non stockable status of references.

NORMAL STOCK ITEMS

W.E.F. February 03<sup>rd</sup>, 2025

### AC Miniature Circuit Breakers - xC60 - IS/IEC 60898-1



Green Premium

- Breaking Capacity as per IEC 60898 and IS/IEC 60898-1, Icn = 10kA
- Can be used for DC application upto 60V per pole
- Higher Installation Life: Energy Limitation Class 3, Fast Closure Mechanism
- Ease, Speed and Flexibility of installation - Biconnect, Line-Load Reversible
- Field-fittable auxiliaries for advance protection and monitoring
- Positive Contact Indication for assurance of disconnection

[In] Rated Current (A)	1 Pole Reference	Unit MRP [₹]	2 Pole Reference	Unit MRP [₹]	3 Pole Reference	Unit MRP [₹]	4 Pole Reference	Unit MRP [₹]
Module Width**	1 mod		2 mod		3 mod		4 mod	
MOQ	12 Nos.		6 Nos.		4 Nos.		3 Nos.	
<b>B curve</b>								
6	A9N1P06BGN ✓	474	A9N2P06BGN ✓	1430	A9N3P06BGN ✓	2373	-	-
10	A9N1P10BGN ✓	474	A9N2P10BGN ✓	1430	A9N3P10BGN ✓	2373	-	-
16	A9N1P16BGN ✓	474	A9N2P16BGN ✓	1430	A9N3P16BGN ✓	2373	-	-
20	A9N1P20BGN ✓	474	A9N2P20BGN ✓	1430	-	-	-	-
25	A9N1P25BGN ✓	474	-	-	A9N3P25BGN ✓	2373	-	-
32	A9N1P32BGN ✓	474	-	-	A9N3P32BGN ✓	2373	A9N4P32BGN	3197
40	A9N1P40BGN ✓	1028	-	-	-	-	A9N4P40BGN	4602
63	A9N1P63BGN ✓	1042	-	-	A9N3P63BGN ✓	3644	A9N4P63BGN	4644
<b>C curve</b>								
1	A9N1P01CGN ✓	726	A9N2P01CGN ✓	1980	A9N3P01CGN ✓	3125	A9N4P01CGN ✓	3933
2	A9N1P02CGN ✓	726	A9N2P02CGN ✓	1980	A9N3P02CGN ✓	3125	A9N4P02CGN ✓	3933
3	A9N1P03CGN ✓	726	A9N2P03CGN ✓	1980	A9N3P03CGN ✓	3125	-	-
4	A9N1P04CGN ✓	726	A9N2P04CGN ✓	1980	A9N3P04CGN ✓	3125	A9N4P04CGN ✓	3933
6	A9N1P06CGN ✓	430	A9N2P06CGN ✓	1430	A9N3P06CGN ✓	2373	A9N4P06CGN ✓	3197
10	A9N1P10CGN ✓	430	A9N2P10CGN ✓	1430	A9N3P10CGN ✓	2373	A9N4P10CGN ✓	3197
16	A9N1P16CGN ✓	430	A9N2P16CGN ✓	1430	A9N3P16CGN ✓	2373	A9N4P16CGN ✓	3197
20	A9N1P20CGN ✓	430	A9N2P20CGN ✓	1430	A9N3P20CGN ✓	2373	A9N4P20CGN ✓	3197
25	A9N1P25CGN ✓	430	A9N2P25CGN ✓	1430	A9N3P25CGN ✗	2373	A9N4P25CGN ✓	3197
32	A9N1P32CGN ✓	430	A9N2P32CGN ✓	1430	A9N3P32CGN ✗	2373	A9N4P32CGN ✓	3197
40	A9N1P40CGN ✓	1028	A9N2P40CGN ✓	2302	A9N3P40CGN ✓	3613	A9N4P40CGN ✓	4510
50	A9N1P50CGN	1028	A9N2P50CGN	2302	A9N3P50CGN	3613	A9N4P50CGN	4644
63	A9N1P63CGN ✓	1042	A9N2P63CGN ✓	2322	A9N3P63CGN ✓	3733	A9N4P63CGN ✓	4837
<b>D curve</b>								
2	A9N1P02DGN ✓	733	A9N2P02DGN ✓	2001	-	-	-	-
3	A9N1P03DGN ✓	733	-	-	A9N3P03DGN ✓	3173	-	-
4	A9N1P04DGN ✓	733	A9N2P04DGN ✓	2001	A9N3P04DGN ✓	3173	-	-
6	A9N1P06DGN ✓	618	A9N2P06DGN ✓	1499	A9N3P06DGN ✓	2499	-	-
10	A9N1P10DGN ✓	618	A9N2P10DGN ✓	1499	A9N3P10DGN ✓	2499	-	-
16	A9N1P16DGN ✓	618	A9N2P16DGN ✓	1499	A9N3P16DGN ✓	2499	A9N4P16DGN ✓	3315
20	A9N1P20DGN ✓	618	A9N2P20DGN ✓	1499	A9N3P20DGN ✓	2499	A9N4P20DGN ✓	3315
25	A9N1P25DGN ✓	618	A9N2P25DGN ✓	1499	A9N3P25DGN ✓	2499	A9N4P25DGN ✓	3315
32	A9N1P32DGN ✓	618	A9N2P32DGN ✓	1499	A9N3P32DGN ✓	2499	A9N4P32DGN ✓	3315
40	A9N1P40DGN ✓	1110	A9N2P40DGN ✓	2433	A9N3P40DGN ✓	3828	A9N4P40DGN ✓	4800
50	-	-	-	-	A9N3P50DGN	3828	-	-
63	A9N1P63DGN ✓	1124	A9N2P63DGN ✓	2462	A9N3P63DGN ✓	3862	A9N4P63DGN ✓	4850

Please contact Customer Care Center for Stockable and Non stockable status of references.

✓ NORMAL STOCK ITEMS

W.E.F. February 03<sup>rd</sup>, 2025

## AC Miniature Circuit Breakers - XC60 - IEC - 60947-2



Green Premium

- Breaking Capacity as per IEC 60947-2, Icn = 10kA
- Can be used for DC application upto 60V per pole
- Higher system performance with optimized cost: Cascading\*
- Increased System Continuity: Discrimination\*
- Higher Installation Life: Energy Limitation Class 3, Fast Closure Mechanism
- Ease, Speed and Flexibility of installation - Biconnect, Line-Load Reversible
- Field-fittable auxiliaries for advance protection and monitoring
- Positive Contact Indication for assurance of disconnection

[In] Rated Current (A)	1 Pole Reference	Unit MRP [₹]	2 Pole Reference	Unit MRP [₹]	3 Pole Reference	Unit MRP [₹]	4 Pole Reference	Unit MRP [₹]
<b>Module Width**</b>	<b>1 mod</b>		<b>2 mod</b>		<b>3 mod</b>		<b>4 mod</b>	
<b>MOQ</b>	<b>12 Nos.</b>		<b>6 Nos.</b>		<b>4 Nos.</b>		<b>3 Nos.</b>	
<b>B curve</b>								
6	A9N1P06BIN <input checked="" type="checkbox"/>	488	A9N2P06BIN <input checked="" type="checkbox"/>	1473	A9N3P06BIN <input checked="" type="checkbox"/>	2444	-	-
10	A9N1P10BIN <input checked="" type="checkbox"/>	488	A9N2P10BIN <input checked="" type="checkbox"/>	1473	A9N3P10BIN <input checked="" type="checkbox"/>	2444	-	-
16	A9N1P16BIN <input checked="" type="checkbox"/>	488	A9N2P16BIN <input checked="" type="checkbox"/>	1473	A9N3P16BIN <input checked="" type="checkbox"/>	2444	-	-
20	A9N1P20BIN <input checked="" type="checkbox"/>	488	A9N2P20BIN <input checked="" type="checkbox"/>	1473	-	-	-	-
25	A9N1P25BIN <input checked="" type="checkbox"/>	488	-	-	A9N3P25BIN <input checked="" type="checkbox"/>	2444	-	-
32	A9N1P32BIN <input checked="" type="checkbox"/>	488	-	-	A9N3P32BIN <input checked="" type="checkbox"/>	2444	A9N4P32BIN <input checked="" type="checkbox"/>	3293
40	A9N1P40BIN <input checked="" type="checkbox"/>	1059	-	-	-	-	A9N4P40BIN <input checked="" type="checkbox"/>	4740
63	A9N1P63BIN <input checked="" type="checkbox"/>	1074	-	-	A9N3P63BIN <input checked="" type="checkbox"/>	3754	A9N4P63BIN <input checked="" type="checkbox"/>	4784
<b>C curve</b>								
1	A9N1P01CIN <input checked="" type="checkbox"/>	748	A9N2P01CIN <input checked="" type="checkbox"/>	2040	A9N3P01CIN <input checked="" type="checkbox"/>	3219	A9N4P01CIN <input checked="" type="checkbox"/>	4051
2	A9N1P02CIN <input checked="" type="checkbox"/>	748	A9N2P02CIN <input checked="" type="checkbox"/>	2040	A9N3P02CIN <input checked="" type="checkbox"/>	3219	A9N4P02CIN <input checked="" type="checkbox"/>	4051
3	A9N1P03CIN <input checked="" type="checkbox"/>	748	A9N2P03CIN <input checked="" type="checkbox"/>	2040	A9N3P03CIN <input checked="" type="checkbox"/>	3219	-	-
4	A9N1P04CIN <input checked="" type="checkbox"/>	748	A9N2P04CIN <input checked="" type="checkbox"/>	2040	A9N3P04CIN <input checked="" type="checkbox"/>	3219	A9N4P04CIN <input checked="" type="checkbox"/>	4051
6	A9N1P06CIN <input checked="" type="checkbox"/>	443	A9N2P06CIN <input checked="" type="checkbox"/>	1473	A9N3P06CIN <input checked="" type="checkbox"/>	2444	A9N4P06CIN <input checked="" type="checkbox"/>	3293
10	A9N1P10CIN <input checked="" type="checkbox"/>	443	A9N2P10CIN <input checked="" type="checkbox"/>	1473	A9N3P10CIN <input checked="" type="checkbox"/>	2444	A9N4P10CIN <input checked="" type="checkbox"/>	3293
16	A9N1P16CIN <input checked="" type="checkbox"/>	443	A9N2P16CIN <input checked="" type="checkbox"/>	1473	A9N3P16CIN <input checked="" type="checkbox"/>	2444	A9N4P16CIN <input checked="" type="checkbox"/>	3293
20	A9N1P20CIN <input checked="" type="checkbox"/>	443	A9N2P20CIN <input checked="" type="checkbox"/>	1473	A9N3P20CIN <input checked="" type="checkbox"/>	2444	A9N4P20CIN <input checked="" type="checkbox"/>	3293
25	A9N1P25CIN <input checked="" type="checkbox"/>	443	A9N2P25CIN <input checked="" type="checkbox"/>	1473	A9N3P25CIN <input checked="" type="checkbox"/>	2444	A9N4P25CIN <input checked="" type="checkbox"/>	3293
32	A9N1P32CIN <input checked="" type="checkbox"/>	443	A9N2P32CIN <input checked="" type="checkbox"/>	1473	A9N3P32CIN <input checked="" type="checkbox"/>	2444	A9N4P32CIN <input checked="" type="checkbox"/>	3293
40	A9N1P40CIN <input checked="" type="checkbox"/>	1059	A9N2P40CIN <input checked="" type="checkbox"/>	2372	A9N3P40CIN <input checked="" type="checkbox"/>	3722	A9N4P40CIN <input checked="" type="checkbox"/>	4646
50	A9N1P50CIN <input checked="" type="checkbox"/>	1059	A9N2P50CIN <input checked="" type="checkbox"/>	2372	A9N3P50CIN <input checked="" type="checkbox"/>	3722	A9N4P50CIN <input checked="" type="checkbox"/>	4784
63	A9N1P63CIN <input checked="" type="checkbox"/>	1074	A9N2P63CIN <input checked="" type="checkbox"/>	2393	A9N3P63CIN <input checked="" type="checkbox"/>	3845	A9N4P63CIN <input checked="" type="checkbox"/>	4983
<b>D curve</b>								
2	A9N1P02DIN <input checked="" type="checkbox"/>	755	A9N2P02DIN <input checked="" type="checkbox"/>	2061	-	-	-	-
3	A9N1P03DIN <input checked="" type="checkbox"/>	755	-	-	A9N3P03DIN <input checked="" type="checkbox"/>	3269	-	-
4	A9N1P04DIN <input checked="" type="checkbox"/>	755	A9N2P04DIN <input checked="" type="checkbox"/>	2061	A9N3P04DIN <input checked="" type="checkbox"/>	3269	-	-
6	A9N1P06DIN <input checked="" type="checkbox"/>	637	A9N2P06DIN <input checked="" type="checkbox"/>	1545	A9N3P06DIN <input checked="" type="checkbox"/>	2575	-	-
10	A9N1P10DIN <input checked="" type="checkbox"/>	637	A9N2P10DIN <input checked="" type="checkbox"/>	1545	A9N3P10DIN <input checked="" type="checkbox"/>	2575	-	-
16	A9N1P16DIN <input checked="" type="checkbox"/>	637	A9N2P16DIN <input checked="" type="checkbox"/>	1545	A9N3P16DIN <input checked="" type="checkbox"/>	2575	A9N4P16DIN <input checked="" type="checkbox"/>	3415
20	A9N1P20DIN <input checked="" type="checkbox"/>	637	A9N2P20DIN <input checked="" type="checkbox"/>	1545	A9N3P20DIN <input checked="" type="checkbox"/>	2575	A9N4P20DIN <input checked="" type="checkbox"/>	3415
25	A9N1P25DIN <input checked="" type="checkbox"/>	637	A9N2P25DIN <input checked="" type="checkbox"/>	1545	A9N3P25DIN <input checked="" type="checkbox"/>	2575	A9N4P25DIN <input checked="" type="checkbox"/>	3415
32	A9N1P32DIN <input checked="" type="checkbox"/>	637	A9N2P32DIN <input checked="" type="checkbox"/>	1545	A9N3P32DIN <input checked="" type="checkbox"/>	2575	A9N4P32DIN <input checked="" type="checkbox"/>	3415
40	A9N1P40DIN <input checked="" type="checkbox"/>	1144	A9N2P40DIN <input checked="" type="checkbox"/>	2507	A9N3P40DIN <input checked="" type="checkbox"/>	3943	A9N4P40DIN <input checked="" type="checkbox"/>	4945
50	-	-	-	-	A9N3P50DIN <input checked="" type="checkbox"/>	3943	-	-
63	A9N1P63DIN <input checked="" type="checkbox"/>	1157	A9N2P63DIN <input checked="" type="checkbox"/>	2537	A9N3P63DIN <input checked="" type="checkbox"/>	3978	A9N4P63DIN <input checked="" type="checkbox"/>	4995

**Note:** \* Please contact nearest Schneider Electric Sales Office or Customer Care Center for coordination chart  
\*\*18mm/module

Please contact Customer Care Center for Stockable and Non stockable status of references.

NORMAL STOCK ITEMS

W.E.F. February 03<sup>rd</sup>, 2025

## Miniature Circuit Breakers (MCBs)

for circuit protection against Overload and Short Circuit Current Fault

### DC Miniature Circuit Breakers - C60H



Suitable for  
**ComReady  
Auxiliary**

- Specially designed MCB for enhanced protection in DC installation
- Magnetic Arc Chutes to quick break DC current in event of fault
- Breaking capacity 6kA as per IEC 60947-2
- Voltage Rating: 1P - 250 V DC & 2P - 500 V DC
- Impulse Voltage: 6 kV
- Higher Installation Life: Energy Limiting Class: 3

[In] Rated Current (A)	Module Width 18mm/ module	1 Pole Reference	Unit MRP [₹]	Module Width 18mm/ module	2 Pole Reference	Unit MRP [₹]
<b>MOQ</b>		<b>12 Nos.</b>			<b>6 Nos.</b>	
<b>C60H-DC</b>						
0.5	1	A9N61500	1873	2	A9N61520	4113
1	1	A9N61501 <input checked="" type="checkbox"/>	1366	2	A9N61521 <input checked="" type="checkbox"/>	2819
2	1	A9N61502 <input checked="" type="checkbox"/>	1366	2	A9N61522 <input checked="" type="checkbox"/>	2819
3	1	A9N61503 <input checked="" type="checkbox"/>	1366	2	A9N61523 <input checked="" type="checkbox"/>	2819
4	1	A9N61504 <input checked="" type="checkbox"/>	1366	2	A9N61524 <input checked="" type="checkbox"/>	2819
5	1	A9N61505	1366	2	A9N61525	2819
6	1	A9N61506 <input checked="" type="checkbox"/>	1122	2	A9N61526 <input checked="" type="checkbox"/>	2294
10	1	A9N61508 <input checked="" type="checkbox"/>	1122	2	A9N61528 <input checked="" type="checkbox"/>	2294
16	1	A9N61511 <input checked="" type="checkbox"/>	1122	2	A9N61531 <input checked="" type="checkbox"/>	2294
20	1	A9N61512 <input checked="" type="checkbox"/>	1122	2	A9N61532 <input checked="" type="checkbox"/>	2294
25	1	A9N61513 <input checked="" type="checkbox"/>	1122	2	A9N61533 <input checked="" type="checkbox"/>	2294
32	1	A9N61515 <input checked="" type="checkbox"/>	1293	2	A9N61535 <input checked="" type="checkbox"/>	2294
40	1	A9N61517 <input checked="" type="checkbox"/>	1538	2	A9N61537 <input checked="" type="checkbox"/>	3383
50	1	A9N61518 <input checked="" type="checkbox"/>	1538	2	A9N61538 <input checked="" type="checkbox"/>	3383
63	1	A9N61519 <input checked="" type="checkbox"/>	1538	2	A9N61539 <input checked="" type="checkbox"/>	3383

### Special application MCBs



#### Solar Application – PV DC

- DC MCB for multi string PV installations
- Operating Voltage: 800V DC
- Current Rating up to 25A
- Complies to IEC / EN 60947-2



#### Rail Application\* (including Rolling Stock)

- Fire & smoke Resistant – Level 2 (NF F 16-101, NF F 16-102)
- Shock & vibration resistant (IEC 61373) – Cat 1, Class B
- Breaking Capacity: up to 25kA
- Complies to IEC / EN 60947-2



#### UL MCB

- Type: UL1077, UL489
- Breaking Capacity of 10kA
- Complies to IEC 60947-2 / UL1077 / UL489 / CSA

#### Note:

Please contact nearest Schneider Electric sales office or Customer Care for Reference and prices of Application Specific MCBs

\*Rail Application RCDs are also available on demand \*\*18mm/module



# Residual Current Devices (RCDs) - For Human and Fire Protection



**30  
mA**

Use of **30mA RCDs** is now **mandatory** for all **domestic intallations** in India {CEA Amendment regulation 2015\*}



**Schneider Electric provides voltage independent RCDs** which work on current sensing technology and provide protection from residual current even at extra low voltages (down to zero volts) and in case of break of neutral.

**SI  
Type**

**Schneider Electric offers SI RCD built to operate in electrically polluted or installation in aggressive environments:**

- Flourescent / Variable lighting with Electronic ballast
- Powerful IT / Telecom equipment / Air conditioning
- Severe Atmosphere - High lighting risk / Swimming pools

\* for Measures relating to Safety and Electric supply

Please contact Customer Care Center for Stockable and Non stockable status of references.

NORMAL STOCK ITEMS

W.E.F. February 03<sup>rd</sup>, 2025

# Acti 9

Advanced Communication  
Technology that Inspires...

## Residual Current Devices

for protection against Risk of Shock / Electrocution and Risk of Fire  
in case of Earth Leakage Current.

### AC Residual Current Circuit Breakers - xID



- Complies to standards IEC/EN 61008-1 and IS 12640
- AC Class protection
- Selective range available for time based discrimination
- Easy Monitoring: Earth fault indication and Test Button on front face
- Operating temperature up to +70°C
- Mandatory to use OF-S auxiliary to add any indication or tripping auxiliary

[In] Rated Current (A)	Earth-Leakage Sensitivity (mA)	Module Width 18mm/module	2 Pole Reference	Unit MRP ₹	Module Width 18mm/module	4 Pole Reference	Unit MRP ₹
25	30	2	A9N16201	4776	4	A9N16251	6704
	100	2	A9N16203	5301	4	A9N16253	7124
	300	2	A9N16202	5462	4	A9N16252	7334
40	30	2	A9N16204	5622	4	A9N16254	6599
	100	2	A9N16205	6061	4	A9N16255	7164
	300	2	A9N16206	6357	4	A9N16256	7440
63	30	2	A9N16208	6770	4	A9N16258	7642
	100	2	A9N16209	7281	4	A9N16259	8464
	300	2	A9N16210	7427	4	A9N16260	8503
80	30	2	A9N16212	11381	4	A9N16261	13480
	100	2	A9N16213	11570	4	A9N16262	13697
	300	2	A9N16214	11787	4	A9N16263	13770

### AC Residual Current Circuit Breakers (RCCBs) - ID



- Complies to standards IEC 61008-1 and VDE 0664
- AC Class protection
- Degree of pollution: 3 (suitable for industrial environment)
- Electrical ON/OFF indication by using OFSP auxiliary

Poles Description	[In] Rated Current (A)	Earth-Leakage Sensitivity (mA)	Module Width 18mm/module	Reference	Unit MRP ₹
4P	100	30	4	**A9R11491	-
		100	4	**A9R12491	-
	125	30	4	A9R11492	58072
		100	4	A9R12492	56541
		300	4	A9R14492	56805

Note: \*\*For 100A RCCB Auxiliary kindly contact Customer Care

### AC Residual Current Breaker Overload (RCBO) - DPN N Vigi



- Complies to standards IEC/EN 61009
- AC Class Protection; Tripping characteristics - C curve
- Overvoltage category (IEC 60364): IV
- Suitable for indication & tripping auxiliaries

Poles Description	[In] Rated Current (A)	Earth-Leakage Sensitivity (mA)	Module Width 18mm/module	Reference	Unit MRP ₹
1P+N	6	30	2	A9N19661	7585
		300	2	A9N19681	7704
	10	30	2	A9N19663	7585
		300	2	A9N19683	7704
	16	30	2	A9N19665	7585
		300	2	A9N19685	7704
	20	30	2	A9N19666	7585
		300	2	A9N19686	7704
	25	30	2	A9N19667	7585
		300	2	A9N19687	7704
	32	30	2	A9N19668	7585
		300	2	A9N19688	8088
	40	30	2	A9N19669	9596
		300	2	A9N19689	9763

Note: Application specific RCDs also available with 10mA, 500mA and 1000mA sensitivities

Please contact nearest Schneider Electric Sales Office or Customer Care Center for Reference and Prices

Please contact Customer Care Center for Stockable and Non stockable status of references.

NORMAL STOCK ITEMS

W.E.F. February 03<sup>rd</sup>, 2025

## Residual Current Devices

for protection against Risk of Shock / Electrocution and Risk of Fire in case of Earth Leakage Current.

### SI Type Residual Current Circuit Breakers (RCCBs) - xID SI



- Complies to standard IEC/EN 61008-1
- SI RCDs offer enhanced immunity against Electrical Disturbances; Polluted and Corrosive environments - Guaranteed performance in harsh operating conditions
- Ensures continuity of supply in networks with:
  - Transient overvoltages
  - Loads generating HF leakage current i.e. harmonics
  - Loads generating continuous leakage current
- Ensures tripping on genuine earth fault in networks with:
  - Pulsating DC components
  - HF applications which "Blinds" (non-tripping) the conventional RCDs

[In] Rated Current (A)	Earth-Leakage Sensitivity (mA)	Module Width 18mm/module	2 Pole Reference	Unit MRP [₹]	Module Width 18mm/module	4 Pole Reference	Unit MRP [₹]
25	30	2	A9N16234	11111	4	A9N16321	12383
40	30	2	A9N16237	11670	4	A9N16324	12774
63	30	2	A9N16240	12006	4	A9N16327	13116
63	300	2	A9N16246	12096	4	-	-

### Vigi Block for xC60 (Add-on RCD Module, 2 & 4 Pole)



- Flexibility to use MCB of any tripping curve to suit applications, ensuring best 3 in 1 protection
- No auxiliary supply required
- AC Class protection
- Degree of pollution: 3 (suitable for industrial environment)
- Immune to nuisance tripping due to transient over voltages

[In] Rated Current (A)	Earth-Leakage Sensitivity (mA)	Module Width 18mm/module	2 Pole Reference	Unit MRP [₹]	Module Width 18mm/module	4 Pole Reference	Unit MRP [₹]
25	30	1.5	A9N26581	8748	3	A9N26595	10027
	100	1.5	A9N26582	9995	3	A9N26596	10176
	300	1.5	A9N26583	10568	3	A9N26597	10952
63	30	2	A9N26611	10987	3.5	A9N26643	11028
	100	2	A9N26612	11635	3.5	A9N26644	11454
	300	2	-	-	3.5	A9N26645	11984

**Note:** Vigi Block for High Rating up to 125A (C120) and High Breaking Capacity (NG125) available on demand

### SI Type Residual Current Breaker Overload (RCBO) - DPN N Vigi SI



- Complies to standard IEC/EN 61009
- Ensures continuity of supply in networks with:
  - Transient overvoltages
  - Loads generating HF leakage current i.e. harmonics
  - Loads generating continuous leakage current
- Ensures tripping on genuine earth fault in networks with :
  - Pulsating DC components
  - HF applications which "Blinds" (non-tripping) the conventional RCDs

Poles Description	[In] Rated Current (A)	Earth-Leakage Sensitivity (mA)	Module Width 18mm/module	Reference	Unit MRP [₹]
1P+N	6	30	2	A9N19631	15100
	10	30	2	A9N19632	15100
	16	30	2	A9N19634	15100
		300	2	A9N19644	15100
	25	30	2	A9N19636	15100
	32	30	2	A9N19637	15100
	40	30	2	A9N19638	17879
		300	2	A9N19648	19896

\*For Prices, please contact nearest Schneider Electric Sales Office or Customer Care Center are Center for Reference and Prices


Please contact Customer Care Center for Stockable and Non stockable status of references.

NORMAL STOCK ITEMS

W.E.F. February 03<sup>rd</sup>, 2025

### Common Auxiliaries for xC60 / C120 / RCDs Range

- Field-fittable auxiliaries (clip fitted) mounted on left side with maximum width of 54mm
- Order: Tripping Auxiliaries (MN first) followed by Indication Auxiliaries (SD first)



Type	Module Width 18mm/module	Reference	Unit MRP [₹]
<b>Indication Auxiliaries</b>			
Acti9 A9A iOF bottom wiring 0.1-6A aux	0.5	A9N26904	1484
Acti9 A9N SD bottom wiring 0.1-6A aux	0.5	A9N26907	1817
Acti9 A9N OF/SD+OF top/bt wir 0.1-6A aux	0.5	A9N26909	4627
Acti9 A9A iOF bottom wiring 0.1-6A aux	0.5	A9A26904	1519
Acti9 A9A iOF/SD+OF t&b wire 0.1-6A aux	0.5	A9A26909	4916
Acti9 A9N OF+SD 24V DC Ti24 term on top	0.5	A9N26899	4073
<b>Protection Auxiliaries – Trip Indication on front face</b>			
Voltage Release MN 220-240V AC DC Ghost		A9N26960	6544
Voltage Release MSU 270V AC	1	A9N26500	7749
<b>Tripping Auxiliaries – Trip Indication on front face</b>			
Acti9 MX-OF 100-415VAC 110-130V DC Shunt	1	A9N26946	4257
MX Shunt Trip MX Plus 1 of 24V AC DC CCC		A9N26948	4257
<b>Auxiliary Switch for RCCBs – Mandatory for use of Auxiliaries with RCCBs</b>			
Auxiliary Contact 1 OCS	0.5	A9N26923	6233
Acti9 OFSP Auxiliary Contact	0.5	A9N16940	3070

### Accessories



Type	Description	Reference	Unit MRP [₹]
Rotary Handle*	Breaker Switching Sub-Assembly	27046	7050
Rotary Handle*	Extended, Disconnectable handle	27047	3560
Padlock** (bag of 2)		26970	1385
Multicable terminal for 3 copper cables**		19096	11459
Aluminum cable terminal**		27060	830
Spacer		A9N27062	350

\* for xC60, C120, DPN N Vigi, C60H-DC, xSW - Multi poles only

\*\*for xC60, xID, DPN N Vigi, C60H-DC, xSW, C60PV-DC

#### Note:

For all above Reference MOQ = 1

Please contact Customer Care Center for Stockable and Non stockable status of references.

NORMAL STOCK ITEMS

W.E.F. February 03<sup>rd</sup>, 2025

# Protection Against Lightning Strikes And Switching Surges



For all low voltage switchboards and electrical enclosures:

## Comprehensive range

- To ensure the protection of equipment connected to:
- Low voltage networks,
- Telecommunications networks,
- Computer networks.
- Easy to implement and use.
- Compatibility with all earthing systems (TT, TNS, TNC, IT).
- Technical and aesthetic consistency

## Continuity of service and certified safety

Schneider Electric certified coordination between the surge arrester and its disconnection circuit breaker.

Compliance with standards:  
IEC/EN 61643-11.



More and more electrical equipment today is sensitive to overvoltages caused by lightning.



# 90%

of power outlets supply equipment incorporating electronic devices.



iQuick PRD “built-in” technology surge arresters, a Schneider Electric innovation, incorporate their own disconnection circuit breaker: easy to choose and simple to install for greater effectiveness.



Up to **30%** of installation time saved.

Please contact Customer Care Center for Stockable and Non stockable status of references.

NORMAL STOCK ITEMS

W.E.F. February 03<sup>rd</sup>, 2025

# Acti 9

Advanced Communication  
Technology that Inspires...

## Surge Protection Devices

for protection of equipment against Lightning and Switching surges

### Surge Arresters - Type 1+ 2



- Complies to IEC 61643-1 and EN 61643-11
- Withdraw able type: Easy Replacement
- Inbuilt SPD health Indicator: Also available with remote signaling
- For protection against Direct lightning surge, Indirect lightning surge, Switching surge
- Iimp up to 25kA & I<sub>max</sub> upto 40kA
- **Always use a Back-up MCB with your SPD**
- Maximum Operating Voltage [U<sub>c</sub>]: 350V

Type	Pole Description	Module Width 18mm/module	Reference	Unit MRP ₹
PRD1 25r	1P	2	16329	24252
	1P + N	4	16330	43533
	3P	6	16331	68547
	3P + N	8	16332	85166

### Surge Arresters iPRD - Type 2 (Withdrawable type) (TT, TN-S, TN-C Systems)



- In conformance with standards IEC 61643-11/2011 T2 and EN 61643-11 Type 2
- For protection against Indirect lightning surge and Switching surge
- Inbuilt health Indicator
- Response time < 25ns
- I<sub>max</sub> (8/20 s): 65/40/15/8kA
- Maximum Operating Voltage [U<sub>c</sub>]: 340V
- Level of protection, U<sub>p</sub>: 1.0 - 2.0 kV
- Remote indication contact with 8r/20r/40r/65r
- **Always use a Back-up MCB with your SPD**

Type	Rated Voltage (V)	Pole Description	Module Width 18mm/module	Reference	Unit MRP ₹
iPRD8	230	1P	1	A9L08100	5941
	230	1P+N	2	A9L08500	11332
	230/400	3P	3	A9L08300	15295
	230/400	3P+N	4	A9L08600	23086
iPRD8r	230	1P+N	2	A9L08501	13585
	230/400	3P+N	4	A9L08601	27704
	230	1P	1	A9L20100	6659
iPRD20	230	1P+N	2	A9L20500	14245
	230/400	3P	3	A9L20300	18235
	230/400	3P+N	4	A9L20600	25781
	230	1P+N	2	A9L20501	16689
iPRD20r	230/400	3P+N	4	A9L20601	31525
	230	1P	1	A9L40100	8267
	230	1P+N	2	A9L40500	16407
iPRD40	230/400	3P	3	A9L40300	23550
	230/400	3P+N	4	A9L40600	32839
	230	1P	1	A9L40101	9256
	230	1P+N	2	A9L40501	21151
iPRD40r	230/400	3P	3	A9L40301	31693
	230/400	3P+N	4	A9L40601	39414
	230	1P	1	A9L65101	12374
	230	1P+N	2	A9L65501	26957
iPRD65r	230/400	3P	3	A9L65301	35177
	230/400	3P+N	4	A9L65601	45644

### Spare Cartridges for iPRD



- Spare Cartridges for iPRD8r, iPRD20r, iPRD40r and iPRD65r
- End of life indication available on front face
- These Cartridges are not compatible with Old SPD range (A9L16...)\*\*

Type	Spare Cartridges for	Reference	Unit MRP ₹
iPRD 65-350	iPRD65r	A9L65102	7901
iPRD 40-350	iPRD40, iPRD40r	A9L40102	6383
iPRD 20-350	iPRD20, iPRD20r	A9L20102	4872
iPRD Neutral	All products (1P+N, 3P+N)	A9L00002	6524

\*\*Spare Cartridges for Old SPD Range (A9L16...) are available on demand - please contact nearest Schneider Electric Sales Office or Customer Care for Reference and prices

#### Note:

For all above Reference MOQ = 1

Please contact Customer Care Center for Stockable and Non stockable status of references.

NORMAL STOCK ITEMS

W.E.F. February 03<sup>rd</sup>, 2025

### iQuick PRD - Type 2 with inbuilt MCB



- Compact SPD with in-built back up MCB - saving on space, MCB selection, wiring time
- Compliance to EN 61643-11
- Withdrawable Type - Cost Efficient - Allows damaged Cartridges to be replaced without having to replace entire SPD
- Inbuilt SPD Health Indicator on front face of device; Remote signaling functionality also available
- Incoming Protection: iQuick PRD 40r (High Risk level) and iQuick PRD 20r (Moderate Risk level)
- Secondary Protection: iQuick PRD 8r is cascade mounted with incoming surge arresters

Type	Pole Description	Module Width 18mm/module	Reference	Unit MRP [₹]
iQuick PRD 8r	1P+N	4	A9L16298	17065
	3P	6.5	A9L16299	25590
	3P+N	7.5	A9L16300	31842
iQuick PRD 20r	1P+N	4	A9L16295	19510
	3P	6.5	A9L16296	30720
	3P+N	7.5	A9L16297	38211
Quick PRD 40r	1P+N	4	A9L16292	24403
	3P	6.5	A9L16293	36559
	3P+N	7.5	A9L16294	45435

**Note:** Spare / Replacement Cartridges available - For Reference and prices contact nearest sales office or customer care

### Photovoltaic Surge Arresters



- Protection for photovoltaic panels and the DC input to the inverter from overvoltages due to a lightning strike
- Type 2 surge arresters
- Should be installed in switchboard inside the building. If switchboard is located outside, it must be weatherproof
- Withdrawable surge arrester allows damaged Cartridges to be replaced quickly
- Inbuilt SPD Health Indicator on front face of device; Remote signaling functionality also available

Type	U (cpv) Maximum Operating Voltage (V)	Module Width 18mm/module	Reference	Unit MRP [₹]
iPRD 40r	800	3	A9L40271	12975
	1000	3	A9L40281	15882

**Note:** Spare / Replacement Cartridges available - For Reference and prices contact nearest sales office or customer care

### Surge Arresters for Communication Networks



- Analogue telephone line protection: iPRC surge arrester wired in series to the private installation input, protects the telephones, the modems (including ADSL) etc
- Protection for 2 low-current lines without common potential or 4 lines with common reference potential
- iPRI protects measuring instrument and PLC sensor inputs and the DC power supply inputs up to 53 V and AC power supply inputs up to 37 V

Type	[Ue] Operational Voltage (V)	Module Width 18mm/module	Reference	Unit MRP [₹]
PRI	48 V DC	1	A9L16339	23606
PRC	130 V AC	1	A9L16337	14152

**Note:**

For all above Reference MOQ = 1  
Please contact Customer Care Center for Stockable and Non stockable status of references.

NORMAL STOCK ITEMS

W.E.F. February 03<sup>rd</sup>, 2025

### Isolator - xSW



- Complies to IEC/EN 60947-3
- Switching duty: AC-22
- Impulse voltage: 6kV
- DC application: 48V (110V with 2 poles in series)
- Short circuit withstand 20 In for 1 second
- Upto 80A Bi connect terminals & 100A to 125A with mono connect terminals

Poles Description	[In] Rated Current (A)	Module Width 18mm/module	MOQ	Reference	Unit MRP [₹]
2	40	2	6	A9S2P040	951
	63	2	6	A9S2P063	1257
3	40	3	4	A9S3P040	1662
	63	3	4	A9S3P063	1947
4	40	4	3	A9S4P040	2104
	63	4	3	A9S4P063	2291
	100	4	3	A9S4P100	3833
	125	4	3	A9S4P125	4236

### Selector Switch - iSSW



- Complies to IEC 60947-5-1 and IEC 60669-1
- Rating 20A, 250V AC
- Electrical life (AC22): 30,000 cycles
- Connection: tunnel terminals cables up to 10 sq. mm

No. of positions	Poles Description	Contacts	Module Width 18mm/module	MOQ	Reference	Unit MRP [₹]
2	1	1 C/O	1	12	A9E18070	2035
	2	2 C/O	2	6	A9E18071	2798
	2	1NO + 1NC	1	12	A9E18072	1631
3	1	1 C/O	1	12	A9E18073	1868
	2	2 C/O	2	6	A9E18074	3376

### iRO Buzzers



- Audible indication in housing and the tertiary sector
- Sound level of 70dBA at a distance of 60cm

Voltage	Module Width 18mm/module	Reference	Unit MRP [₹]
230V AC	1	A9A15322	2515

Please contact Customer Care Center for Stockable and Non stockable status of references.

NORMAL STOCK ITEMS

W.E.F. February 03<sup>rd</sup>, 2025



### iCT Contactors



- Complies with standards IEC 1095, E N 61095
- 4 operating modes switch on front face :
  - Automatic mode
  - Temporary "ON" mode
  - Permanent "ON" mode
  - Shutdown
- Mechanical contact position Indicator
- Safe installation maintenance: lock the contactor in ON position
- Silent operation (20dB) for entire range

Type	Rating (A)	No. of Contacts	Module Width 18mm/module	Reference	Unit MRP [₹]
1P	25	1NO	1	A9C20731	2985
	16	2NO	1	A9C22712	3072
2P	25	2NO	1	A9C20732	3673
	40	2NO	2	A9C20842	7485
	63	2NO	2	A9C20862	8029
3P	25	3NO	2	A9C20833	4733
	40	3NO	2	A9C20843	10507
	63	3NO	3	A9C20863	11419
4P	25	4NO	2	A9C20834	4956
	40	4NO	2	A9C20844	12238
	63	4NO	3	A9C20864	12911
	63	2NO + 2NC	3	A9C20868	14382

**Note:** 100A Contactor in 2P / 4P - available on request

### iTL Impulse Relays



- Complies with standards IEC/EN 60669-2-2
- Safe maintenance: disconnection of remote control by selector switch
- Manual Controls on front face: 0-I toggle
- Mechanical contact position Indicator
- Maximum 5 operations/min. and 100 switching operations/day
- Degree of pollution: 3 (suitable for industrial environment)

Type	Rating (A)	Control Voltage	No. of Contacts	Module Width	Reference	Unit MRP [₹]
1P	16	230-240 VAC	1NO	1	A9C30811	1935
	32	230-240 VAC	1NO	1	A9C30831	2436
2P	16	230-240 VAC	2NO	1	A9C30812	3174
	32	230-240 VAC	2NO	1	A9C30831 + A9C32836	7215
3P	16	230-240 VAC	1NO+1NO/NC+1NO	2	A9C30811 + A9C32816	5769
	32	230-240 VAC	1NO+1NO/NC+1NO	2	A9C30831 + 2 x A9C32836	11994
4P	16	230-240 VAC	4NO	2	A9C30814	6135
	32	230-240 VAC	4NO	2	A9C30831 + 3 x A9C32836	16773

### iIL Indicator Lights



- Complies with standard IEC 60947-5-1
- Indicator light with LED technology
- Service life 100,000 hours with constant luminous efficiency

Type	Colour	Module Width 18mm/module	Reference	Unit MRP [₹]
Single Indicator light	Red	1	A9E18320	2001
	Green	1	A9E18321	2001
	Blue	1	A9E18323	2001
	Orange	1	A9E18324	2001
3 phase voltage presence light	Red/Red/Red	1	A9E18327	5781
Single Push Button (1 NO+ 1NC)	Grey	1	A9E18033	2695

**Note:** For all above Reference MOQ = 1

Please contact Customer Care Center for Stockable and Non stockable status of references.

NORMAL STOCK ITEMS

W.E.F. February 03<sup>rd</sup>, 2025

# Acti 9

Advanced Communication  
Technology that Inspires...

## ComReady Control and Command Products

### Communication Auxiliaries



Description	Module Width	Reference	Unit MRP [₹]
OF+SD24	0.5	A9N26899	4073
iACT24	1	A9C15924	18734
iATL24	1	A9C15424	19726

### Acti 9

Description	Reference	Pack	Unit MRP [₹]
<b>Distribloc 63A</b>			
Distribution from the top (4 Module)	04040	1	16350
Distribution through the bottom (4 Module)	04041	1	16350

### Reflex iC60 - Integrated Control & Overcurrent Protection Device



- All in One Solution: MCB + Contactor + Impulse Relay + Auxiliary
- 10kA Breaking capacity as per IEC/EN 60947-2,
- Ti24 interface: Connection to PLC, Smartlink
- 3 operating modes to cater to a variety of applications
- Safe lock down with Integrated Padlocking
- Simplified maintenance: Front face Indicator allows better reliability

[In] Rated Current (A)	2 Pole Reference	Unit MRP [₹]	3 Pole Reference	Unit MRP [₹]	4 Pole Reference	Unit MRP [₹]
<b>Module Width **</b>	<b>4.5 mod</b>		<b>5.5 mod</b>		<b>6.5 mod</b>	
<b>B Curve</b>						
10	A9C61210	51536	-	-	-	-
<b>C Curve</b>						
10	A9C62210	54720	A9C62310	55466	A9C62410	58878
16	A9C62216	54720	A9C62316	56581	A9C62416	58878
25	A9C62225	52107	A9C62325	55466	A9C62425	58878
40	A9C62240	54881	-	-	A9C62440	64369
63	-	-	-	-	A9C62463	66044
<b>D Curve</b>						
25	-	-	-	-	A9C63425	61243

Note: \*\*18mm/module

Please contact Customer Care Center for Stockable and Non stockable status of references.

NORMAL STOCK ITEMS

W.E.F. February 03<sup>rd</sup>, 2025



Life Is 

**Schneider**  
Electric

## Schneider Electric India Pvt. Ltd.

Corporate Office: 9th Floor, DLF Building No. 10, Tower C, DLF Cyber City, Phase II, Gurugram - 122002, Haryana  
Tel: 0124 3940400, [www.se.com/in](http://www.se.com/in)

### Ahmedabad

Schneider Electric India (P) Ltd.  
1506-1507, 15<sup>th</sup> Floor Shapth-5  
Opp.Karnavati Club, SG Highway,  
Ahmedabad, Gujarat - 380015  
Tel.: 079-66826701

### Bengaluru

Schneider Electric India (P) Ltd.  
No. 3/1, JP Techno Park  
Mezzanine Floor, Millers Tank Bund  
Road, Vasanth Nagar  
Bengaluru - 560052  
Tel.: 080-71481351

### Bhubaneswar

Schneider Electric India (P) Ltd.  
Workloop Co-Working in the property  
Office No. 316, Esplanade One Mall  
Rasulgarh, Bhubaneswar - 751010

### Chennai

Schneider Electric India (P) Ltd.  
No: 29, 2<sup>nd</sup> Floor,  
Bannari Amman Towers, B-Block  
Dr. Radhakrishnan Road, Mylapore  
Chennai - 600 004  
Tel.:044-71912000

### Cochin

Schneider Electric India (P) Ltd.  
Alapatt Properties Private Limited  
(Trade Name: Centre A)  
Main Door Number: 66/4971  
(Old Door Number: 40/6584-H)  
7<sup>th</sup> Floor Alapatt Heritage Building  
MG Road Kochi - 682035

### Coimbatore

Schneider Electric India Pvt. Ltd.  
Mikro Grafeio Services Pvt Ltd.,  
Elysium Tower, #21, A.T.T  
Colony, Near Honda Office,  
Coimbatore, Tamil Nadu - 641018

### Hyderabad

Schneider Electric Pvt. Ltd.  
4B-4th Floor, Gumidelli Towers,  
Prakash Nagar, Begumpet,  
Hyderabad - 500016

### Indore

Schneider Electric India (P) Ltd.  
219, Dhan Trident Building  
Vijay Nagar, A.B.Road  
Indore - 452001

### Jaipur

Schneider Electric India (P) Ltd.  
Jaipur Business Centre 309  
3<sup>rd</sup> Floor, Sangam Tower 190  
Church Road, Jaipur - 302001  
Tel.: 0141-2374810

### Kolkata

Schneider Electric (I) Pvt. Ltd.  
BN3, Salt Lake, Sector V,  
Kolkata - 700091

### Lucknow

Schneider Electric India (P) Ltd.  
Summit, Plot No. TCG 3/3  
6<sup>th</sup> Floor, 604A/B/C, Vibhuti Khand  
Gomti Nagar, Lucknow  
Uttar Pradesh - 226010  
Tel.: 0522-3500334

### Ludhiana

Schneider Electric India (P) Ltd.  
SCO 23, 2nd Floor,  
Chandigarh Road, Sector 32  
Ludhiana, Punjab -141010  
Tel.: 0161- 5203011

### Mohali

Schneider Electric India (P) Ltd.  
2nd Floor, Tower-A  
Bestech Business Tower  
Mega Information & Technology Park  
Industrial Plot No.1, Phase IX  
(Expansion), Mohali - 160059  
Tel.: 0172-7198200

### Mumbai

Schneider Electric India Pvt. Ltd.  
L&T Business Park, Tower B,  
7th Floor, TC-II, Gate No.5,  
Saki Vihar Road, Powai,  
Mumbai - 400072

### Nagpur

Schneider Electric India (P) Ltd.  
6, Vasant Vihar Complex  
W.H.C Road, Shankar Nagar  
Nagpur - 440010  
Tel.: 0712-2558581

### Nashik

Schneider Electric India (P) Ltd.  
401, 4<sup>th</sup> Floor, Rishi Raj Towers  
Jehan Circle, Gangapur Road  
Nashik - 422013  
Tel.: 0253-2344333

### New Delhi

Schneider Electric India (P) Ltd.  
C-56, Mayapuri Industrial Area, Phase-2  
New Delhi - 110064  
Tel.: 011-61317400

### Pune

Schneider Electric India (P) Ltd.  
Amar Caliber, CTS No 911, BMCC Road,  
OFF F.C. Road, Deccan Gymkhana,  
Shivaji Nagar, Pune - 411007  
Tel.: 020-67492500

### Vadodara

Schneider Electric India (P) Ltd.  
Notus IT Park, 10<sup>th</sup> Floor, Block-D  
Sarabhai Campus, Vadiwadi  
Vadodara, Gujarat - 390017

### Vishakhapatnam

Schneider Electric India (P) Ltd.  
D.N.10-1-43, 1<sup>st</sup> Floor  
Ratnam's Business Centre,  
Siripuram Fort, C.B.M.Compound  
Visakhapatnam - 530016  
Tel.: 0891-6675500

### Customer Care Centre

Monday-Saturday, 9 a.m. to 8 p.m.

Toll-free numbers: 1800 419 4272, 1800 103 0011

Email: [customercare.in@schneider-electric.com](mailto:customercare.in@schneider-electric.com)

For more information, visit our website at: [www.se.com/in](http://www.se.com/in)

- All Prices are in Indian Rupees.
- Prices are subject to change without prior notice.
- Product evolution is a continuous process and Schneider Electric reserves the right to modify/withdraw any product at any time without prior notice.
- Prices charged will be as prevailing on the date of dispatch.
- Invoice Amount = (MRP – less Applicable discount) + Applicable GST %
- Tax incidence on invoices is basis applicable GST rates.
- Invoice amount not to exceed MRP.
- Product pictures shown are for illustration purpose only, actual product may vary.

**Distributor**